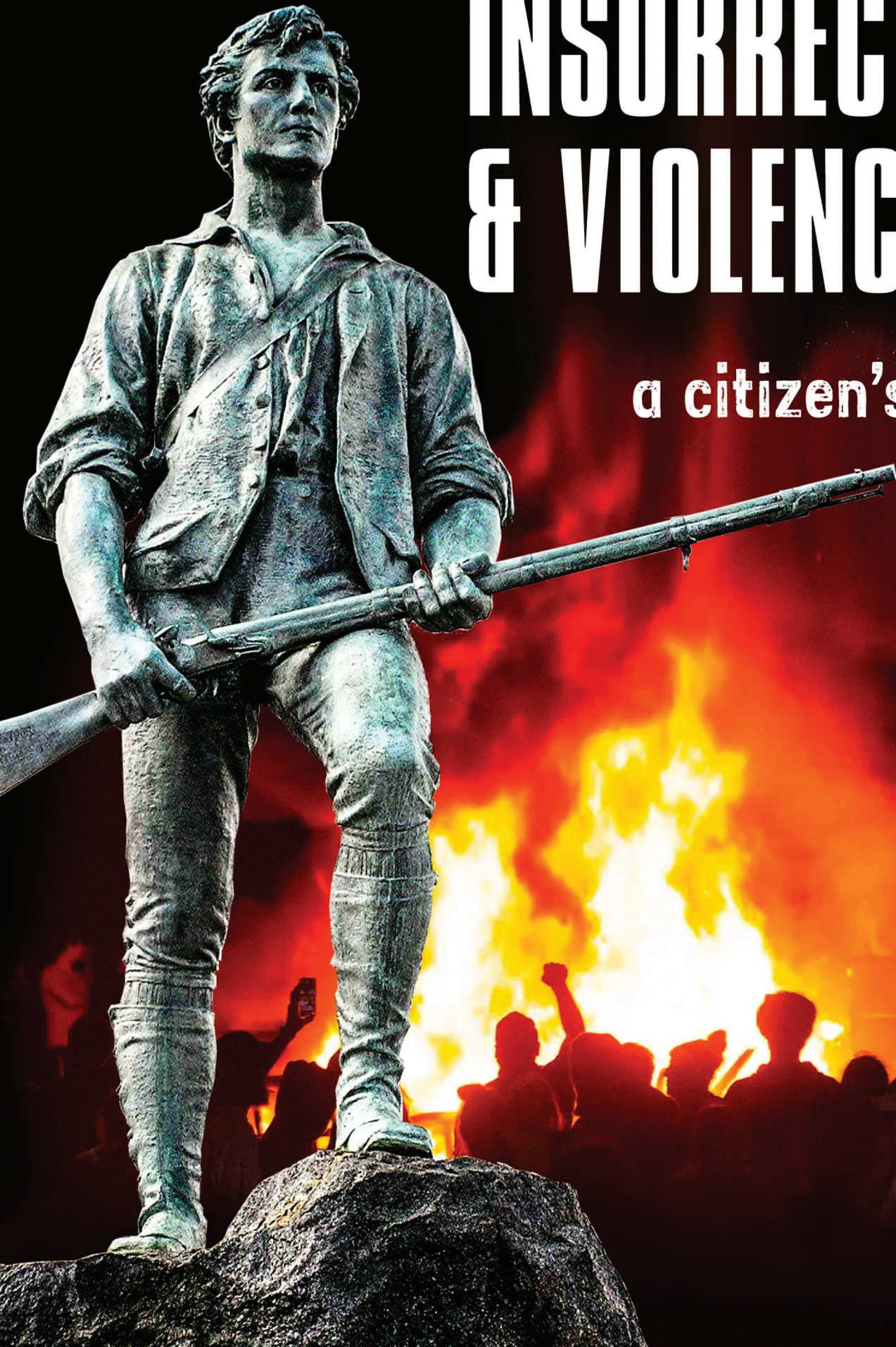


INSURRECTION & VIOLENCE

a citizen's guide



Insurrection & Violence
A Citizen's Guide

Published in the United States of America
First Edition

September 2020

©2019 Unconstrained Analytics, Inc. All Rights Reserved.

Unconstrained Analytics is a 501(c)3 dedicated to analysis of evidence unconstrained by preconceptions and biases. This includes thorough analysis of an enemy's threat doctrine unconstrained by bias, preconceptions and influence operations coming from the same.

Unconstrained Analytics
1750 Pennsylvania Avenue, NW Suite 27307
Washington, DC 20038

unconstrainedanalytics.org

Foreword

This book is a guide for all citizens that are concerned with the chaos and violence occurring on the streets of America, regardless of political outlook. Though much of the violence clearly has political intent and purpose, that is outside the scope of this study.

The goal – to explain the violence, who is perpetrating it, and how to avoid becoming a victim, sounds simple enough. However, this is a very dynamic situation, the amount of information available is immense, and much of it is opinion disguised as the truth. To help with this task, the writers consulted with experienced and proven analysts on intelligence, crime, politics, revolutionary warfare, history, survival, and trauma medicine. They did a remarkable job separating fact from perception, assessing the inexplicable, and delivering it concisely. It serves well as a handbook for the average American.

If you disagree with the assessment of the situation presented early in the book, stay the course; and take a close look at Chapters 3 and 4. Here, you will find valuable information designed to keep you and your loved ones safe.

Table of Contents

Foreword.....	iii
Chapter 1: Introduction	1
Chapter 2: The Situation	5
Chapter 3: What Can I Do?	23
Chapter 4: How Can I Help?	41
Chapter 5: Resources	47

CHAPTER 1

Introduction

The United States of America is enveloped in crisis. Not since the Civil War, have we faced an insurgency and resistance movement with the capacity, capability, and very real potential to fundamentally change the structure of our republic. All, without passing a law. We are near a tipping point of insurrection and unlegislated change, from which the nation thus changed, will cease to be recognized or function as a representative republic.

The purpose for writing is to alert you to this fact – **we are under attack by an ‘insurgency syndicate’ employing unconventional warfare tactics.** The North American Insurgency Syndicate (NAIS) is currently gaining strength and they are on the offensive. This book endeavors to deliver an understanding of the insurgency, their goals, strategy and tactics. Then, to provide a framework to respond and protect your family, your property, your freedom, and our country.

As you read about violent insurgent groups, and their goal to fundamentally change our form of government, many a reader may be asking themselves “But, what can I do?” A rational response to this question is the motivation for our project. We offer a guide to assess your current position, analyze your risk, and help you make a reasoned plan to protect you, your family, and further; to provide you ways in which you can help the Nation.

For, if well-meaning citizens do nothing – do not recognize the danger, do not vote, do not volunteer at polling locations, do not influence others, do not prepare for their own defense, and do not push back against enemies of the Republic, then they are ceding space and power to the insurgents. The consequence of citizen inaction, at this perilous moment, is to put at risk the Constitution, our way of life, liberty and the pursuit of happiness. If law abiding patriots across the country do not take prudent action, if they remain subdued and silent, then our nation will be fundamentally altered and cease to function as a republic.

“I appeal to all loyal citizens to favor, facilitate, and aid this effort to maintain the honor, the integrity, and the existence of our National Union, and the perpetuity of popular government; and to redress wrongs already long enough endured. I deem it proper to say that the first service assigned to the forces hereby called forth will probably be to repossess the forts, places, and property which have been seized from the Union; and in every event, the utmost care will be observed, consistently with the objects aforesaid, to avoid any devastation, any destruction of, or interference with, property, or any disturbance of peaceful citizens in any part of the country.

And I hereby command the persons composing the combinations aforesaid to disperse, and retire peaceably to their respective abodes within twenty days from this date.”

~ President Abraham Lincoln, April 1861¹

We begin by increasing your “situational awareness.” The book describes the current situation in the United States – that we are at a critical point where the NAIS is successfully exploiting a national emergency to rapidly gain strength. We provide a synopsis of the various and disparate insurgent organizations and movements that are involved in direct-action violence, harassment, agitation, and social media attacks.

Then we explore their syndicate structure. At the tactical level, the NAIS relies upon self-organizing groups of insurgents united for insurrection. The syndicate, waging unconventional warfare with new and innovative tactics, intends to change or overthrow the government. At the strategic level, a clandestine organization has formed. **It has built a hidden infrastructure with a shadow government, financial structure, political operations, media outreach, and international engagement.** They have infiltrated counter-state, underground operatives into most federal, state and local government institutions. The NAIS is using a determined and effective strategy with a tactical ground fight, unrestricted political warfare, and unmatched information operations.

¹ President Abraham Lincoln, A Proclamation, By the President of the United States (April 15, 1861). A call for volunteers to quell the insurrection.

We discuss the support that is required for the NAIS to be successful, and the support they are now receiving. Non-profit, charitable, and other entities are used to distribute funds to the NAIS. This is accomplished by washing money through multiple layers of numerous, geographically dispersed, and legitimate organizations. In addition to domestic funding, the NAIS is receiving international support. Both China and Russia are involved because they directly benefit from U.S. instability. There is evidence that China has been conducting a “Stealth War” for some time against the U.S.² Russia has been engaged in clandestine operations to influence elections and destabilize the country.³

The book explores the role of academia, the mainstream media, social media corporations, government institutions, and unions, as it relates to the success or failure of insurgent activity. This includes political cover provided by some parts of the Democratic Party.

The greatest advantage the NAIS holds is their weaponization of social media platforms. With this weapon, they dominate information and influence operations. The strategic power wielded in this regard, is unmatched in modern warfare. With nearly complete freedom of action, the NAIS uses social media platforms to recruit, train and mobilize the force. They use it for secure communications, to conduct operational planning, and coordination of elements. Seemingly at will, they direct, control and rapidly change the media narrative to justify and legitimize violent actions. With great impact, it is used to attack and delegitimize dissenting groups in an effort to force silence or conformance. Compliance has become so engrained in parts of society that a new ‘Cancel Culture’ has emerged, which refuses fact-based debate, intellectual discussion and disagreement. Sadly, and perhaps unwittingly, much of the media, many in academia, and some in the Democratic party are complicit in this weaponization.

After learning about the resistance movement, you may be tempted to ask yourself if this is real, or just another conspiracy theory. The book lays out the facts and analysis that unmask the insurgency groups – some following communist ideology, some socialist, some anarchy, and some a confusing cocktail of all three ideologies. We explain why this is different from the 1960s student uprisings and why it poses a significantly greater danger.

History provides many examples of past insurgent organizations with Marxist-Leninist-Maoist ideology where they fully or partially achieved their end state. These revolutions either overthrew the government, pushed leaders out of office, or forced the government to the negotiation table. In all of those cases, the existing government and its underlying institutions and structure were significantly or fundamentally altered.

This is not a study in ancient history. Many successful revolutions have occurred recently, and often to democratic countries with free elections. The Color Revolutions and Arab Spring movements that occurred over the past few decades look similar to the Black Lives Matter Movement. Indeed, we are likely witnessing the greatest Color Revolution of them all.

When part of the citizenry is seduced by Marxist-Leninist-Maoist (M-L-M) ideology, and especially, **when the majority of the population is scared, silenced and subdued - the conditions are right for successful revolution.** It is what permits a determined few to organize, control and coerce millions. This formula is what led to the success of many Color Revolutions in recent years. Using cell phones and social media platforms, these broad resistance coalitions united around a single cause, and rapidly grew to astonishing numbers. The massive protests, riots and targeted violence surprised and overwhelmed government counter measures, and consequently, most of these recent revolutions achieved significant levels of success.

² Spalding, Robert, Brigadier General, U.S. Air Force (Retired) *Stealth War, How China Took Over While America's Elite Slept*. Manhattan, NY: Penguin Random House.

³ United States Senate, 116th Congress, Select Committee on Intelligence Report (2020) *Russian Active Measures Campaigns and Interference in the 2016 U.S. Election, Volume 5: Counterintelligence Threats and Vulnerabilities*.

IS THE UNITED STATES IMMUNE TO SUCH AN ATTACK?

We understand you are concerned about your protection and that of your family, friends and community. We describe prudent planning you can do now that will improve the safety of the reader and their family. We discuss how vital it is for your own protection, and the protection of the Republic to avoid being seduced, scared, silenced or subdued by the NAIS, their propaganda, and the narrative of the main stream media. We provide a planning guide to help you make reasonable preparation should you be faced with insurgent or mob violence. It is designed to help you take rational and prudent steps to mitigate the risk from large protests, harassment and violent agitators. It will explain how to assess and avoid dangerous situations, and how to build a sensible plan that protects you, your family, friends, and community.

We discuss constructive ways to get involved and help fight back against the insurgency syndicate, its support, funding and political cover operations. We present support and volunteer opportunities you can pursue to help oppose insurgent forces on a grassroots and national level.

Remember you are not alone. Like you, there are millions of Americans concerned about the current insurrection and violence, and the danger it poses to the Republic, to them, and loved ones. There are a number of good organizations working to ensure that Americans are not seduced, scared, subdued or silenced by the NAIS. This group stands with you, and all that are dedicated to preserving the Constitution and a citizen's right to life, liberty and the pursuit of happiness.

The final chapter provides resources to help you to build an Action Plan for your defense against dangerous insurgents and mob violence. It provides websites to consider as you prepare to protect family, friends, community and country. We also offer information and points of contact if you choose greater involvement, and would like to help defend the Republic against the growing insurrection.

We present a convincing case that the NAIS, following a M-L-M or anarchist ideology, is conducting seditious unconventional warfare against the United States. They have been doing so for decades, but now, in a series of escalating and planned crisis points, they are quickly gaining strength. The NAIS has been able to successfully manipulate and exploit the Movement for Black Lives (M4BL) to their advantage, which has provided a measure of legitimacy, concealment, and space to conduct violent direct-action.

The clandestine leadership of the NAIS was waiting for this opportunity – an offensive operation was pre-planned and sitting on the shelf. It was set to launch at a moment of national crisis or during a broad social justice movement. 2020 brought both.

The insurgency has temporarily united disparate and opposing groups into a wide Cross-Movement Coalition, which has made strange bedfellows of Antifa groups, Communists, Anarchists, Islamic Extremists, Eco-Warriors, Pro-Choice Extremists, New Black Panther Party for Self Defense, Nation of Islam, Social Justice Agitators, and most disturbing of all, parts of the Democratic Party. Clever manipulation of these groups by experienced revolutionary cadre, has given the NAIS a tool to marginalize local police and force local governments to negotiate. This strategy is straight out of the communist revolutionary playbook. It is being executed with modern tactics, delivering surprise, speed and agility.

The insurgency syndicate has successfully employed a campaign of planned crisis operations. This helped them occupy and hold territory. The resulting negotiations marginalized the police and made the government look inept. This, in turn, has provided the NAIS with a **strategic advantage to influence their primary target – the population.** Many have been seduced; either joining riots, openly providing direct support, or participating in the social media war of minds.

Others have been scared, subdued or silenced. In unconventional warfare success is measured by effects achieved on the population. Viewed through this lens, **the insurgency is winning.**

They are on the offensive, gathering strength, controlling the media narrative, and have the strategic initiative. The U.S. Government is being out-maneuvered, and is on the defensive.

This then, is a “Winds of War” warning. Citizen-Patriots – it is a clarion call to action.

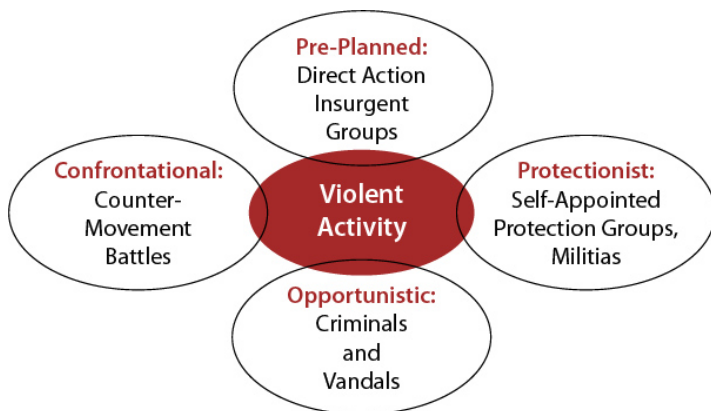
DOING NOTHING WILL IMPERIL THE REPUBLIC.

CHAPTER 2: THE SITUATION

Purpose

We are witnessing chaotic protests, riots and violence in locations across the United States of America. This mob induced violence, much of it pre-planned insurrection, takes many forms - shootings, stabbings, beatings, improvised explosive devices, tasers, lasers, chemical/urine/paint balloons, stun guns, paint guns, projectiles, chains, and pepper spray. All should be taken seriously; they can injure, maim or cause death.

There are various sources of this riotous activity. Some of it is spontaneous, some protectionist, some counter-movement, but the majority is perpetrated by two elements. The first, is local and opportunistic criminal activity. The second, and **most concerning**, is **pre-planned by direct-action insurgent groups that are part of a resistance movement, the NAIS**. Regardless of the motivation, the violent activity brings fear, disorder, physical harm, lethal danger, property damage, and disruption of the local economy.



Sources of Protest Related Violence

This chapter explains who is conducting the violence and why, what their strategy and tactics are, how they are being supported, and where it may happen next. We provide a level of situational awareness designed to help you avoid violence, and to make rational decisions to protect you, your family, friends, and community.

“THESE are the times that try men’s souls...the summer soldier and the sunshine patriot will, in this crisis, shrink from the service of their country; but he that stands by it now deserves the love and thanks of man and woman.”

~ Thomas Paine, *The American Crisis*,
December 23, 1776.¹

Situation - Overview

The United States of America is witnessing an unconventional attack by a syndicate of disparate revolutionary forces, but she does not recognize it. Like a lumbering Gulliver, the giant does not see the potential of the Lilliputians. The syndicate has engaged in unconventional warfare and sedition for decades – an **unrecognized insurgency**. It has been biding its time, waiting for a national crisis or a broad social justice movement to arrive on the scene. Enter, COVID-19 and the Movement for Black Lives (M4BL).

The resistance movement, herein referred to as the ‘North American Insurgency Syndicate’ (NAIS), is quickly gaining strength. It recognized the M4BL and associated protests as an opportunity to seize the initiative in its protracted revolutionary war against the government. The NAIS has coalesced various insurgent groups, extremists and terrorists, Antifa, Anarchists and Jihadis among them, for this new offensive of pre-planned chaos and targeted violence. The M4BL provides a “cover for action” for the insurgents; they have a plausible reason for gathering their forces.² The NAIS uses the favorable media coverage as a protective cloak for their acts of insurrection. They can swim freely as Mao described in his *“Red Book.”*³ They enjoy the sensational impact of large protests and riots, the concealment of the crowd, and the political legitimacy of a social justice movement. The syndicate operates and strengthens while sucking from its host.

The NAIS has been planning this seditious offensive for decades, and manipulates the M4BL for its gain. It is a gateway to the population - hundreds of thousands

¹ Written after General George Washington’s narrow escape from New York, and the Army’s demoralizing retreat across New Jersey and into Pennsylvania. Thomas Paine wrote this essay while serving in the Continental Army.

of people, many of them misinformed, some of them radicalized, and most sympathetic to the cause of the day. They are ripe for recruitment. The communists have a phrase for sympathizers and true believers. Those willing to collaborate with them to accomplish revolutionary change. The term is “useful innocents”⁴ and also “useful idiots.”⁵

Primary Target – The Population

The NAIS has been masterful in its exploitation of social media platforms, main stream media outlets and some in the Democratic Party. This, to push their narratives, censor opposing viewpoints, deliver propaganda and help turn opinion to fact. One movement wants to influence the government, and the other wants to destroy it.

The government is, and has been, decisively engaged with the COVID-19 response in 2020. The response planning and execution has significantly impacted all branches of government and institutions of power, security and administration. The government, thus occupied and distracted, provided NAIS with space and time to mobilize and conduct operations.

The resistance movement did not squander its opportunity, because it was prepared, waiting, and ready to act. In the words of Joel Olsen (2007), a former cadre member of the group ‘Bring the Ruckus’ and an influential revolutionary writer:

*“the role of a group like Ruckus in non-revolutionary times (which I believe we live in today) is to be a crouching tiger, laying in wait for a social crisis (such as a depression or a new civil rights movement) to break out that challenges the legitimacy and stability of the state. If and when an event occurs, the cadre pounces, seeking to exploit this instability for revolutionary ends.”*⁶

Invoking Chinese mythology of the “crouching tiger” and following a hybrid communist doctrine, the NAIS has been strategically patient – another lesson learned from the Chinese. They have been waiting for a social crisis to arrive so they could “pounce.” 2020 provided both a national pandemic crisis and a social justice movement. The patient and prepared insurgency leveraged these gifts to gain a foothold and exploit it to their advantage.

Distracted by the national crisis, this government failed to recognize the sudden pounce of the NAIS. Those that did recognize the insurgency’s offensive, largely missed its potential to destroy the Republic.

Outlook

The NAIS will continue to attack government institutions; riot, use violent counter-protest tactics against adversarial groups, including law enforcement; and target political figures representing pro-government views.

We expect the NAIS to violently engage counter-protest rallies, and to paint them as vigilantes. A recent example occurred in Portland, Oregon, where a planned and coordinated operation caused the death of a President Trump supporter.⁷ The resulting media narrative skewed strongly in favor of NAIS, and portrayed the murdered man in a negative light. This type of action will likely be repeated, and could initiate more bloodshed.

Currently, the NAIS will largely avoid lethal action as a primary tactic, because of the likely public backlash. However, sporadic assassinations will be sanctioned. When employed, lethal operations will be restricted to police officers or counter-protesters, as these groups are viewed as legitimate targets. If the primary media messaging continues to describe the person(s) killed in neutral or negative narratives, the NAIS will most likely employ intermittent lethal action.

² “Cover for Action” is a technique used by clandestine operatives to provide a plausible explanation for their presence at a particular location. It is often a component of their larger cover story or “Cover for Status.”

³ A book of speeches and writings by Mao Zedong (aka Mao Tse-tung), the former Chairman of the Communist Party of China, published from 1964 to about 1976 and widely distributed during the Cultural Revolution.

⁴ Radista, Bogdan. 1946. “Yugoslavia’s Tragic Lesson to the World.” Readers Digest.

⁵ The phrase “useful idiot” is commonly attributed to Vladimir Lenin, but the veracity of this attribution has been questioned.

⁶ Joel Olsen was a member of Bring the Ruckus (BTR) Interview, Sedition, July 1, 2007. BTR is now defunct.

⁷ Aaron “Jay” Danielson was reportedly killed by a gunshot wound to the chest in what appeared to be a pre-planned and well-coordinated attack on August 29, 2020.

As the November elections approach, we anticipate widespread protests and insurgent-driven violence to appear at voting locations, post offices, campaign locations, and immigration offices. We also expect this violence to occur at new locations; places that have not yet been hit by protests or violence. It is likely that NAIS cadre will target suburban and rural areas. The cadre will choose sites they assess as having a higher percentage of Republican voters and those that have a lower police presence. They are looking for numerous, small and soft targets to hit. This may manifest as riots, or personal harassment directed at individuals such as Election Officials and Post Office Mail Carriers. Though the NAIS will need to expend significant resources to deploy large numbers of cadre in a broad decentralized campaign, there are indicators they have adequate resources and are preparing to do so.

There is a planned “siege on the White House” set to begin in September 2020, involving some level of participation from Canadian elements of the NAIS. Support and recognition from international actors, state or non-state, is an important milestone in revolutionary struggles. The NAIS will drive the narrative that the President is illegitimately applying Executive Branch power and is planning to use extra-legal actions to “steal” the election. This is an attempt to initiate another national crisis to be exploited by NAIS.

The NAIS cadre are planning to use the election to jump start another planned crisis, within which they can hide and conduct operations. We anticipate this election crisis will involve attacks on the Electoral College and seating of its members in December. The accompanying narrative directed by the Democratic Party will be designed to delegitimize the victory of President Trump if he is re-elected. NAIS, receiving political cover from the Democrats, will advocate and riot to delay the inauguration date. If a delay occurs it will be seen as a victory, because it will provide legitimacy to the NAIS and demonstrate it influenced the government without legislation.

NAIS forces will likely surge to locations where there is a recount in key congressional races. We anticipate chaotic riots outside of one or more government buildings where recounts are planned. The opportunity for violence is

greater if the municipality is controlled by a mayor or other elected officials from the Democratic Party. This is especially true if the mayor has called for defunding police, or has made comments sympathizing with those that challenge police officers.

Post-election, regardless of the outcome of the Presidential Election, violence will continue. The primary NAIS goal is not to unseat President Trump, though it would be a significant victory. The President is a useful foil and fits nicely into the NAIS and Democratic narratives of President Trump as a ‘fascist,’ ‘racist,’ and ‘stealer of elections,’ but the revolutionaries have more lofty desires. Their goal is to change our form of government, and they intend to do so without legislation or modifications to the U.S. Constitution. Into 2021, the Presidential Inauguration will once again be a scene of protest, riot and violence.

The NAIS will remain allied with the M4BL so long as it generates large protests, which the cadre use to freely recruit, operate within, and agitate for violence. Some Democrats will continue to provide political cover as long as a shooting war does not erupt. The resistance movement will continue to look for opportunities to build and exploit other social justice movements, and to initiate a series of “planned crises.” Their strategy is to ride their host, M4BL, as far as they can, but they will abandon it if a larger social movement or more lucrative national crisis appears.

In 2021 the NAIS pattern for insurgent activity will return to their previous pattern. During the winter months, aside from the Presidential Inauguration, insurgency groups will revert to their home pattern to resupply and refit. NAIS generally avoids cold weather campaigns, and prefers their fighting season to be during the warmer months. There are two exceptions to this template. The first, is “occupation” and “siege” type activities, where they are permitted to set up tents and camp on public or private property in urban areas. The second exception will be driven by a desire to maintain the momentum that NAIS has achieved. If the individual groups in the syndicate assess that it is more important to continue operations in order to press their advantage, and they have sufficient resources, they will abandon their traditional winter contraction.

The primary locations for insurgency action in the 2021 “Summer Campaign” will return to urban areas where they have access to their auxiliary and underground support elements.

Targeted harassments of pro-government lawmakers, staffers, and key government officials will increase. Senator Rand Paul and his wife, as well as other lawmakers and officials, were physically and verbally harassed, spat upon and threatened by marauding groups as they left the White House on August 27, 2020. This occurred on the final day of the Republican National Convention after President Trump’s acceptance speech. Such activity is highly beneficial to the NAIS and its campaign to influence the population. The resistance movement shows their reach and impact when it can successfully target members of the U.S. Congress. The NAIS wants to seduce, scare, subdue or silence the population, and this type of “soft violence” helps with recruitment, frightens the general population, lawmakers and government workers.

The marginalization of some police forces, and the reduction in police force numbers – some by early retirement and some by mayoral policy, will have an impact. So will the continuous media images of riotous attacks on lawmakers, bystanders and business owners. Some will choose to arm and become more active in their own defense. We expect an increase in the number of private security firms to protect wealthy homeowners and their property. Local self-defense groups, militias, and homeowners will continue to organize and arm for protection. Some urban defense groups and militias will demand payment for protection. Ultimately, this will set the conditions for deadly confrontations, which will spark yet more protest and rioting. This type of planned crisis is one of the insurgency’s interim objectives. Their agitation has an intended consequence. Prolonged, uncontrolled chaos and violence demonstrates that the government is weak and inept, and that the NAIS is a legitimate counter-state force.

Unconventional Warfare

We describe the resistance movement engaging in *Unconventional Warfare*, others have called it *Terrorism*. So, which is it? Both types of engagement belong to a grouping of operational strategies known as Irregular Warfare (IW). IW is “A violent struggle among state and non-state actors for **legitimacy and influence over the relevant population**” (Quadrennial Defense Review Report, 2016). This umbrella term describes several types of unique warfare including, but not limited to, Unconventional Warfare, Terrorism, Narco-Trafficking, Psychological Operations, Information Operations, and Transnational Criminal Activities.

- **Terrorism** is defined in the Code of Federal Regulations as “the unlawful use of force and violence against persons or property to intimidate or coerce a government, the civilian population, or any segment thereof, in furtherance of political or social objectives”⁸
- **Unconventional Warfare (UW)** is defined as “Activities conducted to enable a resistance movement or insurgency to coerce, disrupt, or overthrow a government or occupying power by operating through or with an underground, auxiliary, or guerrilla force”⁹

Terrorism generally manifests as an act or series of acts and always involves force and violence. UW is a more broad and long-term campaign, that struggles across various spheres (political, academia, the youth, government institutions, military and workers unions). We most often see a revolutionary cadre following some type of communist ideology and using an underground, auxiliary or guerrilla force. It employs both violent and non-violent tactics. A UW campaign may, at times, employ terrorism to scare and coerce the population and government.

Much of what we see today is best described as unconventional warfare directed against the United States Government (USG) to fundamentally change or overthrow it.

⁸ 28 C.F.R. Section 0.85

⁹ Public Law 114-92 Sec. 1097, S.1356 — 114th Congress (2015-2016), National Defense Authorization Act for FY 2016

The NAIS is intentionally restricting force to “soft violence” – agitated mass protests, violent riots, beatings, projectiles, paint guns/balloons, flame throwers, non-lethal explosives, property damage, strikes, subversion, street and social media threats/harassment. The soft violence campaign has two planned outcomes. First, it is intended to generate sensational publicity used to seduce, scare or silence the population and local governments. Second, it is intended to provoke law enforcement or National Guard into deadly use of their weapons against a crowd. To the NAIS, this will be a “Kent State” moment they can exploit to delegitimize the government and to legitimize their use of more violent tactics.

Organizations Operating in the Battle-Space

There is a large and diverse collection of movements and groups involved in the current situation. This book is not a study on social movements and group dynamics. It is not designed to explore all of the groups, their goals, ideologies and methodologies. Rather, we intend to demonstrate that the field is crowded, confusing and not monolithic. We show alliances and similarities among groups where those exist, in order to make the chaos more understandable, and to make it easier to template violent activity.

Potential sources of violence or lethal force in this situation, that do not belong to local or federal law enforcement agencies, National Guard or Armed Services:

Violent NAIS Allied Groups ¹⁰	Violent Groups In Vicinity of Protests	Armed Self-Defense Organizations
Antifa Groups	White Supremist Groups	Private Security Firms, Guards
Anarchist Groups	Local Self-Defense Militias	Armed Neighborhood Defense Groups
BLM Network & Chapters ¹¹	Criminal Organizations, Individuals	Armed Business Owners
New Black Panther Party Self Defense Militia	Vandals	Armed Home Owners
Various Black Militias	Gangs	Armed Citizens with Concealed Carry Permits
Nation of Islam Groups		
Sovereign Citizen Groups		
Islamic Jihadi Extremist		
Eco-Warriors		
Earth Liberation Front		
Pro-Choice Extremists		
Canadian Extremists		
Unknown Groups		
Single Issue Extremists		

¹⁰ These groups share different ideologies and tactics, but are allied in their anti-government goal, so are templated as part of the North American Insurgency Syndicate

¹¹ The Marxist BLM Network (supports violence), as distinguished from the Movement for Black Lives (M4BL)

Law Enforcement Organizations

With so many potential sources for violence available, it is surprising there has not yet been more bloodshed. NAIS has certainly been agitating and provoking the police, self-defense-oriented citizens, and counter-protesters. It is remarkable that law enforcement agencies have demonstrated such restraint when faced with the intensity, variety, and scope of attacks being hurled at them.

There are several different law enforcement agencies (LEA) to be aware of. At the local level you will likely encounter police departments and county sheriffs. Most medium to large urban areas utilize plainclothes officers and investigators. There are various state level enforcement or investigative organizations such as State Highway Patrol Units, Criminal Investigative Units, state-level Outdoor Game and Wildlife Organizations, and Forestry Officers. There are also organizations unique to some states such as the Texas Rangers, and state agents involved in livestock. At the federal level there are numerous law enforcement assets including the FBI, ICE ATF, DEA, USDA, Secret Service, and the U.S. Marshal Service.

Many police departments are undermanned and are experiencing low morale, especially in those areas where leftist mayors have defunded, reduced the size of, or limited the operational response of the police department. Sheriff's departments, especially those that are elected officials, are generally in better shape than their police department colleagues. As county law officers, they are, in most cases, more independent and have greater powers to augment their force than police departments. In many areas of the country, County Sheriffs have temporarily increased the size of their force with trained and screened civilian auxiliary volunteers. The volunteers serve as a force multiplier for the Sheriff, providing added manpower, administrative, and surveillance assets.

National Guard and Armed Services

While it is unlikely, at least with the current situation, that you will see Federal Armed Services employed, it is likely that National Guard assets will be present. National Guard troops offer strength in numbers, provide robust resources, an ability to quickly resolve large scale violence, and send a message of strength and stability.

However, they lack the depth of training and experience in crowd control tactics that the police have. As such, there is higher chance of inadvertent lethal response to rioters when the National Guard is involved, especially if they are continually pressed into action and stretched thin.

The North American Insurgency Syndicate (NAIS)

Organization

The organizational structure of the NAIS is as unique as their tactics. At the tactical level, these revolutionary groups, most of them self-organizing, are loosely and temporarily united in a syndicate to wage unconventional warfare against the United States. They share a common goal – destruction of the government.

At the strategic level, a clandestine organization exists with an underground infrastructure. The NAIS has formed a shadow government; it has a financial structure, political operations, media outreach, and international engagement. They have infiltrated most federal, state and local government institutions. The NAIS is employing an effective strategy with a tactical ground fight, unrestricted political warfare, and unmatched information operations.

Their development model functions similar to a rapid growth pyramid scheme, but instead of a product, they sell a radical ideology and the promise of fundamental governmental change. Their operations, recruitment and mobilization may not look like past guerilla armies, but they are proving, on a national level, to be every bit as effective as their revolutionary forbearers.

The NAIS, despite the lack of an identifiable national hierarchy, has demonstrated the ability to mobilize personnel and assets from around the country for planned acts of violence. A New York Police Department (NYPD) analysis indicated that of those arrested in the New York City protests (June 2020), one in seven people were from outside on N.Y., including from the states of Massachusetts, Connecticut, Pennsylvania, New Jersey, Iowa, Nevada, Maryland, Virginia, Texas, and Minnesota. The NYPD report stated “agitators” had planned violent interactions and vandalism as part of the BLM protests.

John Miller, the Deputy Commissioner of Intelligence and Counterterrorism at the New York Police Department, warned that a small, fringe network of extremists organized violence in New York City.

“Before the protests began, organizers of certain anarchist groups set out to raise bail money and [appoint] people who would be responsible for raising bail money, they set out to recruit medics and medical teams with gear to deploy in anticipation of violent interactions with police....”

“... They prepared to commit property damage and directed people who were following them that this should be done selectively, and only in wealthier areas or at high-end stores run by corporate entities.”¹²

The August 2020 riots in Kenosha, Wisconsin shared some similar traits. Much of the violence was pre-planned and directed by NAIS revolutionaries, with participation from opportunistic criminals. Busloads of protesters and rioters reportedly arrived each evening of violence. The Kenosha Chief of Police noted the trend of agitators arriving from other states during the riots. He released a report on August 30, 2020 detailing the following facts:

- 58% of the rioters were not from Wisconsin.
- 102 personnel arrested were out-of-state residents (a total of 175 were arrested by August 30, 2020).
- Arrest numbers included persons from 44 different cities.
- More than 20 firearms were seized.

Ideology

Interestingly, there is no single ideology that members of the NAIS follow. Many are adherents to traditional communist and Marxist ideology. Others, describing themselves as more enlightened, follow a modern blend of Marxist-Leninist-Maoist concepts. Some groups are motivated by an extreme belief in a single issue like anti-fascist, anti-racist, anarchist, anti-government, pro-choice or eco-war. The syndicate also makes room for Islamic Jihadis.

In the mix are the Marxist Black Lives Matter Network, the New Black Panther Party for Self-Defense, the Nation of Islam, and other Black militias that are motivated to violence in the name of social justice.

What are we to make of this? The common factor is that all come to the protest planning to use violence, and determined to fundamentally change, or overthrow the government.

Strategy – Seduce, Scare, Subdue or Silence the Population

NAIS largely follows the communist revolutionary playbook of sedition, adapted for the modern era. This guide to revolutions was first developed by Marx, implemented by Lenin, and refined by Mao. Knowing that they do not have the strength or resources to directly confront the U.S. military, they must wage a people's war. **The primary NAIS target, and the decisive element in this war is to exert influence over the population.**

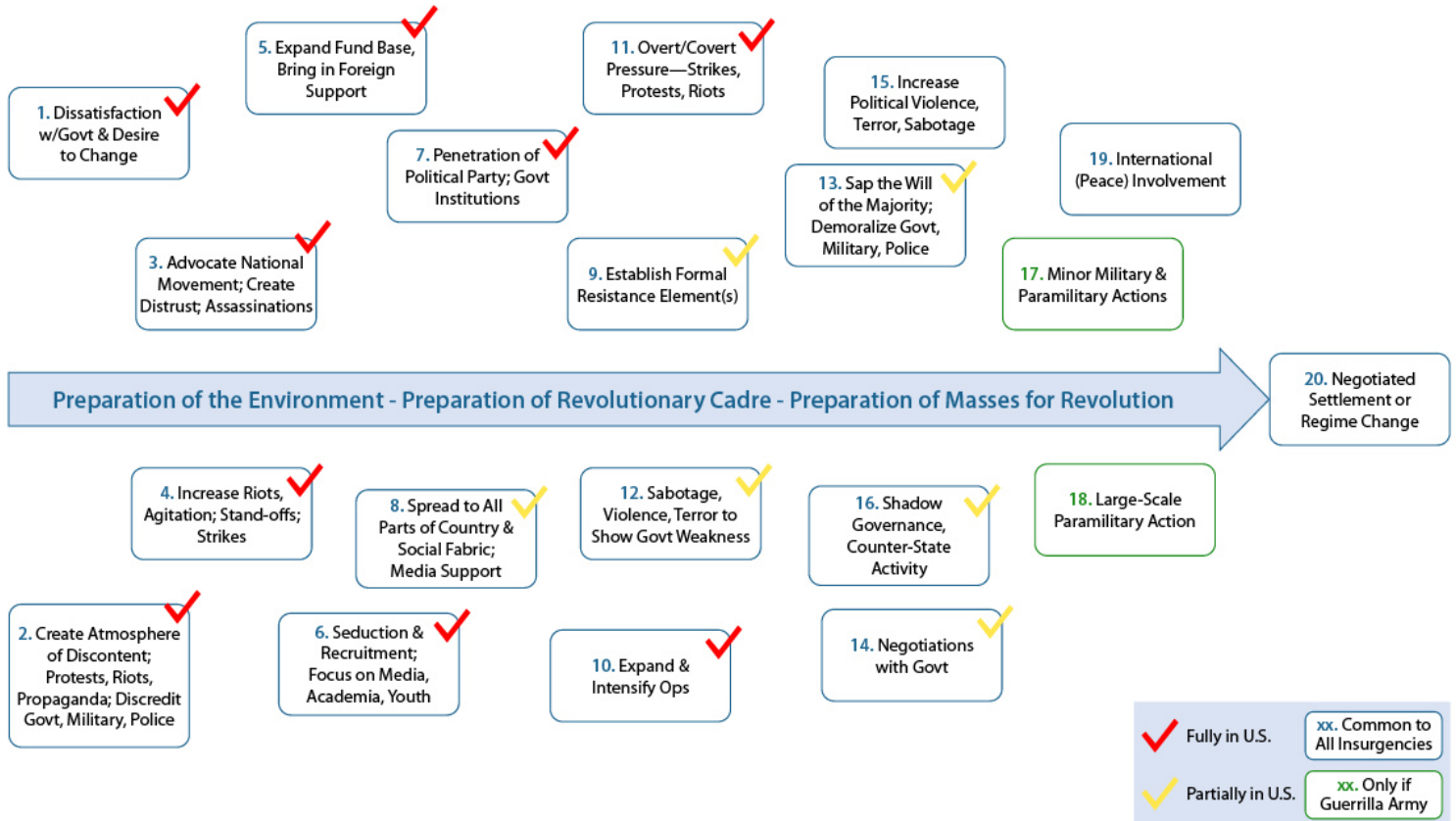
Seduction of the population, especially the youth, leads to sympathy, then to recruitment and mobilization. A study of past revolutions informs us that the number of revolutionaries need not be large relative to the overall population. Only a small, committed, and active segment of the population is needed to force change or overthrow a government. This holds true for nearly all revolutions studied since Lenin took his train ride to Russia. For those they cannot seduce, which history tells us is normally the majority of the population, the resistance movement will marginalize. The NAIS will try to scare through acts of violence, intimidation, physical, and social media harassment. The next element is propaganda and the constant media narratives that support the insurgency and undermine the belief system of the majority. This mixture of fear and propaganda drives censorship, popularly known as “Cancel Culture.” All this is planned to demoralize and subdue those citizens that would normally get involved by voting, counter-protesting, contacting congress, helping neighbors etc. **And finally, the strategy is to silence the majority and force them to conform.**

¹² Press Conference on May 31, 2020.

Once the majority of the population feels socially isolated and begin to doubt the efficacy of their government - some of them scared to venture into the community, others subdued into inaction, and most afraid to express their opinion, the insurgency has achieved decisive victory.

This then, is the NAIS strategy – Battle for the “hearts and minds” of just a few, coerce the majority into conformity, strengthen and sustain violent activity, marginalize the police, and then influence or overthrow the government.

Insurgency Playbook—Occurring Now - In the U.S.



Communist Revolutionary Playbook

Note: Red checks show the insurgency strategy is successfully and fully being executed in the U.S.

Note: NAIS strategy does not call for a traditional armed guerilla army, and will likely not employ steps #17 and #18

The NAIS strategy of Influence Operations to Target the Population has them focused on several key elements or institutions of society:

Targets & Segments of Population	Desired Effect
The Youth	Seduce, Recruit, Mobilize, Social Activism, Riot, Harass, and Cancel Dissenting Views
Academia & Intellectual Elite, Entertainment & Sports Industries	Easy Seduction to Serve as Agents of Progressive Change, Wide Social Messaging of the Intended Narrative, Censorship, Force Compliance
Workers Unions	Create animosity between Workers, Corporations & Government, Message the Evils of Capitalism
Democratic Party	Recruit, Receive Political Cover and Space to Operate
Local Elected Officials	Co-opt or Scare, Force Negotiations or Concessions, Force Compliance on Population
The Military	Keep them Uninvolved, Create Sympathy for Movement
The Police	Marginalize, Targets for Selected Assassination
Government Workers	Recruit Underground, Deep-State or Counter-State Leaders. Provide Information and Political Support
The Main Stream Media	Create Sympathy – Report the Intended Narrative, Positive Coverage, Propaganda Distribution
Social Media Platforms	Censor & Harass Dissenting Views, Enforce Compliance, Propaganda Distribution, Recruitment of Youth, Mobilization Instructions, Targeting & Tactical Guidance, Encrypted Communications

Cadre members are deployed to target and influence each of these entities or population segments. The cadre members are involved with organizing activities, rallies, public speaking, communications, newsletters, social media activism, support to candidates, etc. They are also involved in spotting, recruiting and training new members to the resistance. These unconventional warfare struggles manifest themselves into two distinct wars or fronts – The grassroots insurgency war (Peoples War), which is fought on the streets with mobs, riots and social media activism. And the second, a “Political War” being waged at the Party level and in the halls of federal, state and local agencies.

Tactics

The NAIS prefers to use non-lethal weaponry, at this time, for several reasons. They do not want to create a negative backlash reaction among the population. If significant numbers of elected officials or police officers are assassinated, it would force leftist mayors to restore order and bring fugitives to justice. This would be counterproductive to the NAIS strategy. They have demonstrated a capability to direct, organize and engage in lethal operations.

The NAIS often helps identify, nominate or advocate a protest time and location. This is part of their strategy of pre-planned chaos. Once a protest has been identified as a host and offering cover for status, the NAIS deploy cadre members to infiltrate the crowd. They normally begin direct-action operations in the hours of darkness. NAIS cadre are trained and experienced in the tactic of agitating a crowd to violence. The cadre member often will employ an air horn or whistle to signal and get attention and a bullhorn/megaphone to project to the crowd. He/she conducts intense agitation and propaganda or “Agitprop” to ignite the crowd.

NAIS often employ scouts, on foot, skateboard, scooter or bicycle to conduct reconnaissance on the deployment of police forces or National Guard. Local citizens friendly to the resistance movement (a member of the Auxiliary Element) will act as spotters from upper floor apartments or rooftops. Once the scouts have identified an exploitable weakness, they communicate that to the cadre members who are responsible for guiding and pushing the mob.

Ahead of direct-action violence, NAIS will use “Camera Hunters” to destroy or disable cameras that may be used by authorities to identify insurgency members. This normally involves the use of paintball guns to fire paint balls to cover the camera lens, but also includes paint balloons and physically destroying the cameras.

Members of the cadre, once they have taken control and agitated the protest, lead it to the planned objective. Using radio transceivers (walkie-talkies) to communicate with other members of the cadre they ‘steer’ the crowd. Using wingers on the fringes and blockers in the back, they exert control and move the mob as you would a livestock herd.

As the cadre prepare to push the mob forward, they place those with shields or umbrellas on the front line. The rioters pack tightly behind the shield line and advance. In addition to shields and umbrellas, cadre members have started to employ leaf blowers to keep pepper spray and riot control agents away from the crowd. This has become known as “Dad-Bloc.”

Just prior to engagement with the police line or riot fence, the cadre will often attempt to divert attention and confuse police forces. They do so, by launching projectiles to break windows, throwing smoke grenades, using fireworks in direct fire mode (at police), throwing paint bombs/balloons or firing paint guns at police face masks.

Then the cadre push the riot forward, encouraging them to stay in a compact, slow moving group, behind the shield carriers. They advance with cadence chants like, “Stay together, stay tight; we do this every night!” The wingers and blockers push the crowd tight as they advance.

If the cadre encounter a fence they want to topple, they may employ chains that they snap-link to the fence on opposite ends, which are then levered toward the center by the crowd. To avoid police projectiles, they often employ spray foam into the fence links. Recently, battery-operated angle grinders and sawzalls have been employed to dismantle fences and breach security doors.

Once the NAIS forces get close to their objective, they order shield bearing members hold the front line of the crowd. From the inside of the crowd perimeter they begin to launch projectiles, fireworks, fire bombs, and Molotov Cocktails in an attempt to start fires and initiate property damage. Along the side perimeters they will often start car fires and vandalize businesses.

NAIS commonly targets cultural and historical objects such as monuments, memorials and statues. Destruction and defacement of these objects has been justified by the resistance movement, and some Democratic Lawmakers, as the legitimate removal of icons of racism. The overarching objective of statue toppling is to separate the population from uniting components of its culture and history. It has been used in revolutions for centuries to demoralize and disenfranchise the majority of the population not yet seduced and recruited by the insurgency.

A prime tactical objective is to take and hold territory – a city park, a collection of city blocks or a cluster of buildings. Once seized, they are in a position to negotiate. We have seen this tactic used on several occasions from “Occupy Wall Street,” to the Wisconsin State House, and Antifa’s “Capitol Hill Autonomous Zone (CHAZ),” renamed “Capitol Hill Organized Protest (CHOP).” In some cases, the objective is the home of an elected official, which has led to several “morning after” meetings with the mayor or elected official. Negotiation shows that NAIS has strength and that the government is weak and inept. It gives them significant publicity, which drives recruitment.

There are a number of online resources that provide NAIS members with tactical advice and “how to guides.”¹³ Listed below is a representative list:

- CrimethInc.com
- Blacklivesmatter.com
- [Bring The Ruckus.org](http://BringTheRuckus.org)¹⁴
- Angelfire.com/nv/micronations/anarch.html
- Anarkismo.com

¹³ Many of these are underground sites, constantly shifting the protocol identifier, Uniform Resource Locator and access rules

¹⁴ Now defunct, but searchable articles still available online.

Below is an example of a downloadable PDF to be used as a paste-up poster to provide Black Bloc uniform wear and tactical advice.



Downloadable Poster from Crimethinc.com to Provide Riot Tactics

Direct Support Elements – The Auxiliary & Underground

Some of the NAIS riots have been very well planned with significant supporting resources. For example, in several of the large violent actions the insurgent support elements have set up medical tents, water and food resupply points, and clandestine caches of projectiles, fireworks, shields, and assorted weaponry. Transportation and transload locations were identified and manned with drivers and communications. These direct support groups function as an “Auxiliary” support element.

On the rise, is use of the on-call and mobile legal teams. They provide representation and bail funds for cadre members, so they can quickly be returned to action if arrested.

Some elected officials in the Democratic Party, local and federal government offices provide support to the resistance movement. This support may be witting or unwitting. By remaining in their political or government roles and providing political cover, positive media and intelligence to the NAIS, they function as an “Underground” support element. This has also been called “Deep State” action. In a few cases insurgents have received early warning of police movements, timings and strategy from members of compromised mayoral staffs. “Stand-down” orders to police forces have given insurgent forces a free hand to conduct violent actions, loot and seize territory.

In Portland, an innovated concept emerged to feed the rioters for free. This greatly improved morale and permitted them to extend the timeframe for rioting. A group called “Riot Ribs” provided large quantities of free food to protesters. Ironically, this group of anti-capitalists had an epiphany of sorts, and seized an opportunity for profit. Rather than giving away food, Riot Ribs began selling it. This created an uproar among the revolutionary cadre and protesters. So Riot Ribs decided to take their entrepreneurial skills elsewhere. They rebranded to “Revolutionary Ribs” and now travel to planned protest sites to sell food.

Weapons

The most impactful weapon used by the NAIS is the employment of social media platforms. The weaponization of social media platforms has allowed numerous revolutionary movements (Color Revolutions) in the past decade to overwhelm and outflank democratically elected governments. Think of a social media platform as a rocket with multiple warheads. These warheads can be configured for specific applications – Mobilization, Encrypted Communications, Coordination, Recruitment, Influence, Propaganda, Fundraising, Activism and Harassment. It is a weapon as ground-breaking as the first atom bomb. Nations with few restrictions on the internet are not well equipped to counter the resistance movements’ employment of social media platforms.

The NAIS strongly discourages the use of lethal weapons in its current campaign, but some has occurred. A small number of police officers, business owners and bystanders have been killed, while many have been injured. The insurgency syndicate understands that sustained lethal violence will create a public backlash and slow their momentum. The NAIS strategy is to employ less than lethal weapons to create chaos, maintain long periods of rioting, garner positive press coverage, and marginalize the police. Ancillary groups, such as criminal organizations, self-appointed defense groups, militias, armed individuals, and private security are more likely, at this juncture, to employ firearms.

There are reports that NAIS members have been stockpiling weapons and ammunition procured during looting actions. Certainly, some of these guns were taken by criminals, but it is reasonable to conclude that many weapons also went to insurgent organizations.

A listing of NAIS frequently employed weapons used in riots and “soft-violence” attacks are depicted on the next page.

Cutting	Impair/Damage Vision	Blunt Force	Explosives, Incendiary	Projectiles	Shock, Disorient
Knives	Lasers	Clubs, Batons	Fireworks	Rocks, Bricks, Bottles	Stun Guns
Box Cutters	Paint Bombs, Paint filled Balloons, Bottles, Ornaments	Sports Implements, Bats, Sticks	Improvised Explosive Devices	Power Sling Shots	Pepper Spray
Switch Blades	Paint Guns	Nunchucks	Fire Bombs, Flame Throwers	Bean Bag Guns	Urine Balloons
Power Tools	Powder, Flour Bombs/Balloons	Chains	Molotov Cocktails	Boomerangs	Smoke Bombs

To counter the chemical riot control agents used by police, veteran members employ lacrosse sticks, whiffle ball scoopers, hockey sticks and kitchen mitts, which enable them to hit and throw back the deployed canisters of riot control agents. Some have modified their umbrellas by attaching the lacrosse or hockey stick to the umbrella handle, turning it into a dual-use protective device.

Communications

NAIS members organize their activities through social media, encrypted peer-to-peer networks, encrypted messaging services such as Signal, and encrypted email such as Protonmail (based in Switzerland).

During operations and riots NAIS members, veteran cadre do not rely on cell phones. The cellular network is likely to be overwhelmed by high usage during protests and is otherwise subject to incidental damage, sabotage or degradation. Instead, they tend to use handheld transceivers (walkie-talkies). Also used are combination devices, such as the Garmin Rino, which provides a 5-watt GMRS transceiver and GPS/GLONASS satellite coverage. Using the Rino, cadre can not only communicate, but know exactly where their fellow members are by looking at the display screen. Similar to the U.S. military using Blue Force trackers, the NAIS can use GPS devices for battlespace visualization.

Emergency whistles, air horns, and flares are used by NAIS as signaling devices to communicate offensive attacks, retreats and other movements.

Uniforms & Protective Gear

In the U.S., Antifa and Anarchists first began wearing “Black Bloc” uniforms early in this century. Black Bloc was created first out of necessity, then for identification and heritage. It is black or dark colored clothing, black backpack, and protection devices from head to foot. Head covering or helmets, sunglasses/ski goggles, and face scarfs, masks or neck gators/buffs are used for protection against water spray, rubber bullets and other riot control projectiles. The full body covering is for protection and to conceal their identities. The backpack contains water, weapons, communication devices and protective gear. The color black is for easy identification of the revolutionary cadre members. It also represents a link to their lineage and a time when the Black Flag was used by 19th Century Anarchists. NAIS members are instructed to wear civilian clothes under their Black Bloc uniform so when they need to exit under duress, they can take off their outer layer and blend into the crowd.

Increasingly, other direct-action violent groups are adopting similar wear, and it has become somewhat of a fashion statement among those showing solidarity with the NAIS or the M4BL.

Use of half-face and full-face respirators has emerged as protection from pepper spray and other riot control agents. Improvised shields and umbrellas are employed to offer additional protection and deflect rubber bullets and riot control agents.

Symbology & Flags





The symbols and flags of the NAIS, Black Lives Matter Network and M4BL are too numerous to list here. Instead, we present a few of the most widely used symbols and flags below for your reference.

The most recognized symbols of the larger M4BL is to kneel during the National Anthem, and to raise an arm/ clenched fist salute. The raised fist salute has long been a symbol of social revolution, especially in the 20th Century, and was most notably used by communist workers unions and European anti-fascists groups.

In the U.S., the raised fist became a symbol of Black protest. It conveys different meanings to different groups, such as Black Power, solidarity, support, and resistance. It is frequently invoked by Black anti-government organizations, Black Militias, the BLM Group, Nation of Islam and the New Black Panther Party.

Anarchist and Antifa Symbols and Flags

Some Antifa groups also invoke the raised fist salute. They do this as a symbol of their solidarity in resistance and in recognition of their anti-fascist heritage. Depicted below are some of the more widely used Anarchist and Antifa Symbols and Flags.¹⁵

	Anarchist extremists use the circle-A as one of their primary symbols. “A” represents “anarchism,” while “O” stands for “order.” Together, the letters mean “society seeks order in anarchy,” which stems from 19th century French literature.
	The red flag was one of the first anarchist symbols, used until the 1917 October Revolution in Russia when it became primarily associated with communist ideologies.
	Since the late 19th century, anarchist groups have used the black flag as a rejection of the concept of representation or the idea that an institution can adequately represent a group of individuals.
	Antifa consists of individuals who adhere to some form of the far-left school of thought, encompassing communists, anarchists, socialist groups, and others. Red and black flags flying together represents coming together against a perceived enemy.

¹⁵ Unclassified Report by the New Jersey Office of Homeland Defense Preparation, Anarchist Extremist, Feb 4, 2020

INSURRECTION & VIOLENCE

The New Black Panther Party and the New Black Panther Party for Self Defense use the following symbology and flags.



The Nation of Islam, formed in 1930 and now one of the most well-funded Black organizations, has participated in many M4BL protests and riots. Once exclusively Islamic, they now allow a mix of theologies including a recent mass conversion to Dianetics (sanctioned by the School of Scientology). Their leadership preaches an innate black superiority over whites and a deeply racist, antisemitic and anti-LGBT rhetoric.



The BLM Network, formed in 2013, is an organizing platform with local Chapters. By their own admission (founder speech) they are “trained Marxists.” The Movement for Black Lives (M4BL), formed in 2017, is a broad coalition of more than 50 groups. The M4BL platform, calls for defunding the police and cuts to military spending to fund their initiatives.



BLM National Network



Movement for Black Lives



Flag Used by Many Protesters

The participation of Islamic Jihadists in the resistance movement may be the strangest alliance of them all – Anarchists, Communists, Christians and Muslims. Many of the Jihadists caught operating in the U.S. followed, communicated with or consumed information from Al Qaeda, the Islamic State and/or the Muslim Brotherhood. Though purporting (and supporting) humanitarian, educational and Muslim outreach programs, the International Society for Muslim Brothers has been linked to violent jihadist actions and terrorism since its founding.



*Flag used by many Jihadist, Al Qaeda & some Islamic State factions.
Displays Islamic Creed*



*Muslim Brotherhood Logo -
Arabic Word for “Prepare”*

General Support to the Insurgency

Political Support

Because NAIS members are swimming with the B4BL Movement, the Democratic Party provides complementary political cover to conduct violent operations. Democratic politicians, many funded and supported by the Center for American Progress, the Open Society Institute and other “Blue Alliance” organizations, are waging unrestricted political war. A choice to provide cover to a resistance movement is reasonable, so long as they can damage their political enemy.

Financial

Money and supplies are flowing to the NAIS; this is undisputed. However, because of the decentralized, informal and clandestine nature of their members, it is difficult to discover who is providing the sources of funding. The structure of charitable funding that is reaching the field is equally murky. The recent trend of layered organizational donations makes a link analysis a dubious prospect. The concept is simple, but hard to track, at least in the short term. If a wealthy donor wishes to provide funds to an insurgency group, he first visits his accountant. The money might begin as a charitable donation from his business to an Institute or Foundation with a backside agreement on the final destination. The funds may begin with a Workers or Teachers Union. These funds are then divided, distributed, or washed, through several layers of 501(c) 3 charitable organizations. The charitable organizations, in turn, provide the funds to other charitable, religious or fraternal organizations. All along the path there is a backside agreement or tacit understanding as to the purpose of the funds. With each layer the number of organizations increase geographically and the packets of earmarked money gets smaller to avoid attention, spread the risk, and to become more manageable. At the geographically disbursed locations, distribution occurs. A cadre member for an NAIS group might receive a payment of \$2,500 from a downstream charitable organization, for a service he did not deliver. The cadre member provides an invoice for a miscellaneous service, required for tax purposes. Now he takes the \$2,500 and purchases needed supplies for upcoming operations. It is like an illicit narcotics money laundering operation, but in reverse.

Rather than money flowing up to the illegal headquarters, the money is being sent down to the field. The list below contains some of the organizations reported to have been channeling money to resistance groups (wittingly or unwittingly):

- Open Society Institute (and various associated domestic 501(c) 3 organization)
- Center for American Progress Action Fund
- United for Equal and Affirmative Action Defense Fund
- By Any Means Necessary (BAMN) related 501(c) 3 organizations
- Council on Islamic-American Relations (CAIR) related 501(c) 3 organizations
- Ford Foundation
- Tides Foundation

Upstream Alliances

The syndicate groups use upstream alliances for information, ideology leadership, funding introductions, operational recommendations, target assessments, and to provide new tactics, techniques and procedures. A few of the prominent upstream organizations reportedly tied to the resistance movement are listed below:

- By Any Means Necessary (BAMN)
- Bring on the Ruckus (BTR)
- Redneck Revolt
- Crimethinc
- Angel Fire
- Black Bridge International
- Socialist Party USA (SPUSA) and related support groups
- BLM Network
- Council on Islamic-American Relations (CAIR)
- U.S. Muslim Brotherhood

Legal Advice

Legal thought, ideology, advice, guidance, and in some cases representation, is provided by a growing collection of leftist and social action legal firms and individual attorneys. Some of these firms are focused on macro issues, while others are in the trenches providing representation for those arrested. A few of the notable legal teams reportedly associated with the resistance movement are listed below:

- Southern Poverty Law Center
- National Lawyers Guild
- Scheff & Washington, P.C. (formerly Scheff, Washington and Driver, P.C.)
- NAACP (NAACP Defense Fund)
- American Civil Liberties Union (ACLU)

Media Support

The resistance movement currently enjoys overwhelmingly positive reporting by many in the main stream media. It is unclear if this amounts to willful network support of NAIS. The status quo will likely remain so long as the NAIS does not begin a broad campaign of lethal actions.

Social Media giants, such as Facebook, Google, Twitter, and YouTube are actively involved in content review and modification. This is censorship. These large tech companies employ teams of “fact-checkers” to remove content they determine to be untrue, hate speech or harmful. In 2018, Google circulated an internal memo titled “The Good Censor” to describe their shifting policy on free speech. Google algorithms are reportedly designed to “ethically steer” users and impact elections.¹⁶ Remarkably, the ethicists and fact-checkers regularly produce results that are disproportionately favorable to the Left. This is an advantageous media situation for the NAIS.

¹⁶ Hasson, Peter J. “Rigged.” *The Manipulators: Facebook, Google, Twitter, and Big Tech’s War on Conservatives*, Regnery, 2020. pp.11-16.

HANG IN THERE!

APRIL 15 is Steal Something From Work Day.

Steal something from work! Does your boss work less than you but take home a bigger paycheck? Is somebody zipping around in a private jet at your expense? If the corporation is making money at the end of the day, that means they're not paying you the full value of your labor – that's where corporate profit comes from! So if you need something in your workplace, take it. *You* earned it!



<http://stealfromwork.crimethinc.com>

One of many downloadable posters promoting anti-capitalist activity as part of grass-roots subversion.

CHAPTER 3: WHAT CAN I DO?

Be Ready – Build Your Action Plan

The NAIS has been conducting seditious operations in the United States for decades; some violent and some nonviolent. Previous insurgent-driven violence has been contained in a fairly reasonable and effective manner by local law enforcement agencies. In 2020 that changed.

We have seen more than 1000 protests and/or riots, occurring at 550 locations, and touching every state in the nation.¹ Several people have been killed and many injured. The property damage and business loss has been incredible. Some of the violence has been conducted by opportunistic criminals. But the main driver behind the violence is the NAIS. Many of these pre-planned riots, infiltrated by revolutionary cadre, were used as cover to conduct targeted attacks. The insurgency is rapidly expanding in size, scope and intensity, and so too is the violence.

With fewer police available and many constrained by new policies, the insurgent forces and criminals have become emboldened. Consequently, there has been a steep increase in the number of death and injuries to law-abiding citizens. The purpose of this chapter is to encourage prudent contingency planning and preparation so that you, your family, friends, and businesses do not fall victim to insurgent harassment, direct-action or mob violence.

Remember that you are not alone in this endeavor.

Many of your fellow citizens are likewise concerned and have taken rational and practical steps to ensure their safety. Connect with them; they are a source of inspiration, advice and support. Several organizations, such as the one that produced this book, are available to you as resources (in Chapter 5 we provide a list of organizations for your consideration).

“By failing to prepare, you are preparing to fail.”

~ Benjamin Franklin

This is not a call for you to move to the Arctic Circle and live off the grid, or to start digging a survival bunker in wild-eyed anticipation of a zombie invasion. Rather, this chapter is focused on reasonable preparation steps you can take, which are integrated into your daily framework. With an action plan in place you will have the confidence, capability and resources to successfully manage and mitigate dangerous revolutionary or mob violence.

Your preparation need not be exhaustive or the perfect solution. An old adage tells us, “perfect is the enemy of good.”² Do your research and build a basic plan that you and your family can follow; it can always be improved later. The important thing is to take action now and get a plan in place.

The ancillary benefit of thoughtful contingency planning and preparation is that much of the preparation will apply in other types of emergencies or disasters. Most of your preparation for insurgent-driven mayhem will serve you in nearly all other crises situations you may encounter. So, with a nudge from Benjamin Franklin, we urge you to start an action plan today.

We provide a proven process to create an Action Plan, tailored to your specific lifestyle, pattern of life, family situation, location and risk assessment. This system was created in consultation with U.S. Special Operations veterans, who routinely traveled to dangerous and austere locations to conduct high-risk missions against the most violent terrorist and insurgent groups on the globe. They are masters at building contingency plans for emergency situations and have brought their expertise and experience to this project. The basic elements of an emergency action system – Your Action Plan, are introduced on the next page. We will cover each of the components in more depth later in the chapter.

¹ A definitive count is difficult as reporting has ranged widely. There are definitional and descriptive differences regarding what comprises a protest or a riot. We have taken an average of several reliable sources.

² Commonly attributed to Voltaire. François-Marie Arouet (French: 21 November 1694 – 30 May 1778), known by his nom de plume Voltaire.

- **Situational Awareness.** Every good operation begins with accurate intelligence and so should you. Establish multiple sources of reliable and competing information.
- **Analysis – Risk Assessment.** Now that you understand the insurgent capabilities and patterns, determine how does it apply to you, your family, your community.
- **Action Plan.** Make your emergency plan and develop most likely contingency courses of action. Think of this as your family’s emergency operations plan.
- **Logistics.** Gather the resources and equipment you will need to support your Action Plan and most likely contingencies.
- **Communications.** Develop your Action Plan with the idea that your cell phone will not work. Build your plan to have alternate communications – technical and non-technical.
- **Coordination.** Reach out to extended family, friends and your network to inform and help organize mutual support, early warning and emergency assistance.
- **Rehearsals.** Educate yourself and family members on your new equipment, vital skills and emergency procedures. Practice the skills, techniques and procedures.
- **Review and Re-Assess.** Preparation is an ongoing effort. As the situation changes, so too should your Action Plan and level of vigilance.

Build Your Action Plan – Be Ready

1. Situational Awareness

- a. The Intelligence Community tells us that, “Intelligence is information that is vetted and analyzed.” Every good military operation begins with accurate and actionable intelligence, and so should you. But how is this to be done?
- b. You do not have an intelligence fusion center at your disposal, so you must do the analysis yourself. Or identify reliable sources of information.

c. Establish multiple sources of reliable information to build and maintain your Situational Awareness. Look for information sources that report the facts. Much of the information provided by the main stream media (MSM), is cleverly disguised opinion or party-based propaganda. Understand when you are receiving an opinion and when you are receiving fact. Opinion based information is still usable, but you must carefully parse out the facts. Use your critical thinking skills, compare one story to a story from other sources.

d. Consume information from competing sides. Avoid the trap of only watching or reading from sources that share your outlook. It is enlightening and useful to understand what the opposition is reading, what they take as the truth. In the Intelligence Community, there are entire divisions of analysts that study what our enemy reads, watches and listens to. Compare, review... begin to think like an analyst.

e. Having reliable information will help you in several ways. It will assist you as you make your risk assessments, as you build your action plan, and as you make time constrained decisions during a dangerous crisis. Fact based information will also help you inform, and even influence, your family, friends, network and community.

f. In Chapter 5, we provide a few recommendations of reliable information for your consideration.

2. Analysis – Risk Assessment

a. **Analysis.** With an understanding of the goals, capabilities and operational patterns of the NAIS and opportunistic criminals, you can analyze the potential for impacting you, your family, your community. What is your level of risk and how can it be mitigated?

b. Geographic Analysis

- i. If you live in Portland, Oregon your level of risk will be much higher than if you live in Dubuque, Iowa. This is common sense; there are many riots and violent insurgent activity in Portland, while there has been none in Dubuque.

- ii. Urban areas bring higher risk than rural areas. Do you live near, frequently visit or pass through large urban areas?
- iii. Is your business or place of work located in a major urban area?
- iv. There is a new trend emerging, in which insurgents are attacking suburban homes, especially those in more affluent areas. Are you in this category?
- v. Hotspots are areas that frequently are, or may likely become, targets for insurgent groups. Review your local area to identify hotspots and your proximity to them.

Hotspots include, but are not limited to:

- Federal, State and Municipal Buildings/Courthouses
- Law enforcement buildings/police and sheriff stations or offices
- Post Offices
- Voting Sites
- Immigration Offices
- Historical and Cultural Objects (Statues, Buildings, Memorials & Monuments)
- National Veteran Cemeteries
- Flag displays and patriotic centers/squares/events/fireworks

- vi. How close are you to police, sheriff or fire departments? What is the likely response time, and how likely are they to respond?
- vii. What are the politics of your elected officials? Have they signaled their support of the resistance activity? Do they support the police or are they more likely to reduce the police force?
- viii. Consider the points and questions raised in this section. Critical thought about your residence and its proximity to potential hot spots will help you define your level of risk. If your geographic analysis puts you in close proximity to any of these hot spots there is more urgency to complete your Action Plan. In short, you are closer to perpetrators of violence, and need to act accordingly by mitigating your risk.

c. Pattern of Life Analysis

- i. Does your pattern of life – your daily routine and lifestyle, bring added risk?
- ii. Do you routinely travel for work or pleasure to urban centers? Do you do so during hours of darkness?
- iii. Do you travel from one side of the city to the other in order to run errands, take your children to activities or to shop for a specialty food or product?
- iv. Do you, your business, or employer report the news or provide commentary regarding protestors or violent activity?
- v. Does your business or place of work engage in an industry considered to be a target by insurgent groups (politics, firearms, munitions, law enforcement, the court system, firefighting...)?
- vi. If you answered yes to any of these questions, or have other pattern of life factors that put you in a higher risk category, you should ensure that your Action Plan appropriately mitigates this risk.

d. Analysis of “Unknown Unknowns.” No matter if you are deployed overseas to fight our nation’s enemies, or engaged as a stateside first responder, or a citizen traveling across town, you are subject to the law of unknowns.

- i. As former Secretary of Defense, Donald Rumsfeld, famously stated, “... *as we know, there are known knowns; there are things we know we know. We also know there are known unknowns; that is to say we know there are some things we do not know. But there are also unknown unknowns—the ones we don’t know we don’t know. And if one looks throughout the history of our country and other free countries, it is the latter category that tend to be the difficult ones.*”
- ii. You just cannot know, with complete certainty, your level of risk and corresponding mitigation measures. That is why analysts get paid the big bucks. You could be in Dubuque, Iowa, with a very low assessed risk, on your way to pick up a new John Deere lawn tractor, when an unknown, unknown rears its head.

A previously unidentified insurgent cell, could have chosen that very day, along your very route, to attack a the lightly guarded police station with a new type of weapon or tactic. An unknown, unknown. The point here, is to be ready, even if your risk is assessed as low, you should do some level of prudent preparation.

3. Action Plan

This is the meat of your family's emergency operations plan. Build a plan that creates a defense in depth, with layers or rings of security for you and your family. Make your primary plan and then develop most likely contingency courses of action. Then gather supplies and make preparations. Your Action Plan should be comprised of the following components:

a. Improve your security framework – physical, technical, online, mobile.

i. Security Rings – A Defense in Depth. Think of your security in layers or rings. The outer ring is local (community) law enforcement. The next ring is your neighborhood. The next ring is your home - house or apartment/condo perimeter. The most inner ring is your individual self-defense training and posture.

ii. Community Security & Local Law Enforcement
Your local police and sheriff departments are your outer security ring. Ensure that you and all members of your family know how to contact them in an emergency. In addition to 911, identify the numbers to the different front desks/ dispatch desks for each responding department in your area. This is especially important if your local police department has been reduced in force, is under a stand-down order, or if they are overwhelmed with an emergency response. If the police cannot respond, for whatever reason, then call the sheriff's department.

Volunteer. In Chapter 6 we discuss how to get involved or join a Sheriff's Auxiliary Volunteers (SAV), a Community Emergency Response Team (CERT), and how to join other valuable Citizen Corps programs. Getting involved in these types of programs serve three purposes. First, you become part of the solution – protecting, rescuing and helping your community during a time

of crisis. Second, you are building more sources for reliable information and early indicators of dangerous activity. Third, you are expanding your network of personnel that may be available for mutual support during a security-related emergency.

iii. Neighborhood Security. The next ring is your neighborhood. Is your neighborhood inviting or intimidating to potential intruders? If your neighborhood is gated, or if it employs photo surveillance (with prominent signs that say so), if it has a neighborhood watch (with signage), if you employ a private security guard, and have other overt security measures then your neighborhood is more intimidating – it is presenting a hard target to attackers.

Join your neighborhood watch. Be proactive, and do not expect others to be responsible for keeping your neighborhood safe. Establish good relationships with other members of the watch. While the watch program is not designed to physically intervene, the network of watchers can be a source of early indicators, advance warning, security overwatch, and mutual support in an emergency. Record and share their contact information. Identify the contact information for the police department liaison officer for your neighborhood watch. The liaison is a source of reliable information and early warning. If your neighborhood employs a security guard or off-duty police officer for added security, make sure you know how to contact this officer. If you are not a member of your local watch program, then you are self-limiting your access to vital time-sensitive information.

If your neighborhood does not have a watch program, create one or start an informal group of concerned citizens in your area. We are not advocating an armed militia, but rather a group that can share resources and provide mutual support or early warning, share information, insights and tips about how to be prepared in an emergency or violent situation. Seek out level-headed members of your community that have experience analyzing and resolving dangerous situations like police officers, emergency responders, security experts, veterans, Intelligence Community professionals and medical personnel.

Get Involved in Your Neighborhood. Many neighborhoods have associations or organizations. This a great way to get involved and advocate for increased security measures. If your community is more independent, rural or otherwise averse to an association, you may want to consider establishing a loose group of neighbors that are interested in improving local security. Whether in a formal or informal setting, it is important that you discuss ways to improve your neighborhood's security framework, and thereby, improve one of your security rings. There are many things that your community may want to consider, such as street lighting, security cameras, a neighborhood watch, hiring a security guard, establishing an emergency phone/email tree, security signage at neighborhood entrances, gates/fencing, and asking for police engagement (complimentary security assessments, increased patrolling).

When involved in community organizations, one of your primary tasks is to be situationally aware and vigilant. You are serving as the eyes and ears of your neighborhood. Look for early indicators of potential trouble. Are there newly pasted posters or stickers with propaganda for Antifa, Anarchists, extremists or M4BL? Do you notice numerous out of state license plates ahead of a planned rally, or the arrival of vehicles with covered license plates? Have you seen activist social media postings, or have your children heard friends talking about attending a protest? Be observant, look for early indicators.

Present a Hard Target. A hard target is the opposite of a soft target. Given a choice, insurgents, terrorists and criminals, will select the softer target. It presents a lower potential for injuring their forces, while providing a greater opportunity for mission success. If your neighborhood appears to be a hard target, you decrease the likelihood of being hit. This improves one of your rings of security.

iv. House/Apartment/Condo Security

The next ring of security is your residence. You have likely addressed the security of your home from a criminal perspective. Many of the measures that you implemented to prevent criminals from targeting your home, will serve to present your house as a hard target to mob

violence. These include deadbolts, security windows, security systems with security signs, exterior lighting, motion detector lights and cameras, security doors, fencing and gates. Some of these measures, though, may present a false sense of security if a violent mob appears on your doorstep. If police cannot respond in a timely manner, your alarm system is not much help in a situation like this.

If you live in a house, look at your yard perimeter. Does your yard have signage indicating you have an alarm system, or a guard dog? What is your front door made of? Is it imposing and strongly constructed of solid wood or fiberglass? Is your yard and the house well lit; does it have motion sensors; does it offer intruders places to hide and regroup - is it inviting or imposing to potential attackers. If your residence does not present a hard target, try to identify at least one thing you can do now to improve it, such as adding motion lights or cameras. Do not try to swallow the entire elephant. Take one positive action to improve your security.

Condo or Apartments. If you live in an apartment, assess the apartment building. Does the building present a hard target? Does it have a gated entrance, a security guard, active security systems? If you were a cadre member of an insurgent group, would you pick this building, because it looks easy? If so, your risk is elevated and you should build your plan to mitigate the risk.

If you employ a security system, ensure you understand it. Does your system terminate at a commercial central station, then interrogate you with a phone call to ensure it is a real emergency, then report to the police department? Or, is your system self-monitored? Is it a combination of both? There are strengths and weaknesses to the various systems. We encourage you to do your research and consult with professional security experts in your area. In many areas, police (or Sheriff Auxiliary Volunteers) will provide a security assessment upon request. Some security alarm companies will provide a complimentary or low-cost assessment of your property. In some cases, it may be worth the time and expense of a professional security consultant to assess your property. Regardless of your system, it is important that you fully understand how it works, how it communicates with response elements (police,

private security or you), redundant communications systems (hard-wired phone, cell phone, satellite phone, radio transmitter, internet), anti-tamper systems, power back-up systems and what its associated weakness are. Assess the systems and weaknesses, and then make adjustments/preparations to mitigate risk to an acceptable level.

Widespread violence could involve fire or a targeted power grid attack resulting in power loss. To mitigate the increased risk during power outage you should consider battery back-ups for your security and lighting systems. If you have a battery back-up, check the age, condition and capability of the battery. Follow recommended battery maintenance procedures. You may wish to consider purchasing a generator for power outages. Do your research; generators come in all shapes and sizes from small and portable to large whole-house generators that are hard-wired into your electrical panel and automatically turn on in an outage.

v. Home Defense Profiles

There are three general home-base protection profiles for you to choose from when establishing your emergency action plan for your home:

1. Early Egress
2. Hardened Safe Room
3. Dynamic Defense

Early Egress. The Early Egress concept is simple. You become aware of protest activity and you monitor for potential violent activity. If violent activity gets within a certain pre-determined proximity (radius) of your home, you depart/egress your home and move to a safe location. Identify two safe locations in case one is not available. During the planning phase, determine the radius that makes the most operational sense for you and your family. This radius line is your tripwire or trigger to initiate your emergency operations. Consider variables such as urban/rural area, road network, traffic congestion/patterns, how mobile your family is, mode and availability of transportation. This radius becomes your decision point. For example, if a large protest with some level of violence gets to within two miles of our suburban house we are bugging-out. Grab your

bug-out-bag (described later) and depart. Early Egress is the option most choose, especially if you live in a multi-story building.

Safe Room. This option involves movement to a safe room when violence approaches your doorstep. The concept of a “safe room” is not without confusion or controversy and brings potential downsides. We recommend you conduct your own research, analysis and make a decision that is best for you and your family. Some safe room manufacturers, installers and promoters advocate a passive approach – if there is a home invasion or emergency, you lock yourself in the safe room and wait for police to arrive. FEMA advocates a different type of safe room for hurricane and tornado wind protection. If you have a safe room, understand what type you have, what its capabilities are and how to operate it. Then conduct your analysis to determine if it will fit into your Action Plan. If you employ a safe room, give it a nickname and build your Action Plan around movement to it. Identify your tripwire or trigger to launch your emergency operations (eg. someone launches firebombs or firecrackers at the front door). A safe room presents some potential problems for you to consider during riots and mob violence situations - what if the police are occupied and overwhelmed or under a stand-down order. With no one immediately available to come to the rescue, how long can you stay in the safe room? Will you be safe if your house is set on fire by rioters? A safe room may be a viable component of your Action Plan, but it may present additional risk factors for insurgent driven violence. This is the most expensive option. Research, analyze and decide.

Dynamic Defense. Another option to consider is a more dynamic approach to your security or active defense. This concept involves the employment of a temporary hard-stand. It does not involve the cost of a hardened safe room, but depending on your situation, it may provide you with more appropriate courses of action when faced with mob violence. Because this is a very dynamic option that involves several decision points, you must be ready and willing to execute the plan in a decisive and proactive manner. If not, then Early Egress or a Safe Room could be a better course of action for you – again, research, analyze, decide

and plan. No, one solution is right for all people or all situations.

We do not advocate getting involved with armed patrolling of your yard or community. This is irresponsible and carries the high potential of igniting further violence from rioters, or an armed response from the police.

The Dynamic Defense concept involves identifying a location/room in your house where you can make a defensive stand if your house perimeter is breached. It is known to the whole family, so in an emergency all can consolidate in this location. Give it a nickname, so you can quickly tell family to go there, all immediately understand, and they can pass it on to family members you may not be in direct contact with. The location should also have an egress ability. This room, especially if it has a reinforced door, buys you time. It gives you time to assess the situation, check on the family, take care of any injuries, plan and prepare your next move. The rioters may lose interest or be discouraged when faced with a security door, if not, then you have time to determine if you are going to defend yourself or depart through your egress point. Be decisive, quickly make your plan, communicate it to the family, and execute.

We are not advocating the use of firearms. Use of weapons in self-defense is a choice only you can make. This book is no substitute for knowing your state and local laws and permitting requirements. If you do plan to incorporate firearms into your plan, ensure you have the proper training and legal certifications.

The first item you will need to procure for a temporary hard-stand is a reinforced door and hardened locking system (drop bar, slide bar, multipoint locking system etc.). This room should have a small cache of first aid equipment, your bug-out bag (described separately) and additional self-defense items. Depending on the egress point, you may need a rope, escape ladder, or glass break implement. Ensure all emergency items are properly secured to avoid injury to family members during non-emergency situations. The active defense

has several decision points or triggers based on how the situation develops. For example,

- You may have a trigger when insurgents enter your yard to turn on flood lights, and start the lawn sprinkler system and call authorities.
- Your next trigger occurs when intruders break windows with projectiles or directed fireworks – this is your decision to move to your hard-stand.
- A third trigger occurs if your hard-stand may be breached, which initiates a decision to egress.
- A fourth trigger occurs if the house catches fire, which also initiates the decision to egress.

The Dynamic Defense profile is the most complicated option to execute, and requires the most expertise, commitment, training and rehearsal.

Once you choose your security profile (Early Egress, Safe Room, Dynamic Defense) discuss it with your family, describe the plan and then rehearse your procedures. Further discuss and war-game potential contingency courses of action that could occur. You need not have dozens of complicated and exotic contingency plans; a few of the most likely ones will suffice... what if one of us is injured, what if we do not have communications, what if there is a fire, what if our egress is blocked? Remember the KISS principal – Keep It Simple Stupid.

Discuss this with your children and in a manner appropriate for their age and maturity level. Understanding what is happening around them, having a family plan and knowing their role, will help empower many children and reduce the worry they may be experiencing. This need not be a scary event for the family, and if some of the children are too young for the subject matter, then tell them only what they need to know. Give them a job no matter how small. This is a sober discussion, but there is no reason why you cannot make preparation and rehearsal a fun family event.

vi. Personal Security – Self-defense. This is your final ring of security.

In this Republic, under the law in all states you have

the general right to self-defense. Most states and many municipalities regulate what is acceptable force, so do your research. We do not advocate or discourage the use of firearms. This is a personal decision only you can make. Understand the law, understand your rights, understand the potential ramifications of employing firearms or other lethal force.

There are lethal and non-lethal ways to protect yourself. Ensure that you are trained, competent and mentally prepared to use whatever type of self-defense implement or system you choose to employ.

If you plan to employ only non-lethal implements, such as pepper spray, stun gun, taser, bean bag gun or tactical “stun” lights, then be aware that most of these have limited applications. Some, such as tasers, are most often only good for a single application against one intruder. Others, such as shock lights provide a very short term advantage. If non-lethal tools are your primary self-defense plan, then you should likely avoid the Dynamic Defense strategy. Instead, consider the Early Egress or Safe Room options. This simplifies your Action Plan. Your energies will focus more intensely on the egress decision point, or your trigger for action.

Another very good self-defense option, and one that is particularly effective against small groups of attackers, is a guard dog. A trained dog has the ability to frighten intruders, turn the tide on an attack, or buy you time; and it is an option that fits nicely into a self-defense plan regardless of your position on firearms. A dog requires a high degree of commitment, training and responsibility, but it is very effective and legal in most areas. Correctly trained, your dog can work outside or inside of your house’s perimeter, patrolling the yard or defending your home. Dogs bring the additional benefit of unflagging companionship for you and your family. For maximum effectiveness, we recommend professional dog training. Having a “Beware of Dog” sign where it is allowed and appropriate, can be an effective deterrent, even if you do not own a dog.

There is not a right or wrong solution to your self-defense strategy in violent situations. Only you can make the choice that is right for you and your family. If you are struggling with this decision, there are several very

good resources listed in Chapter 5 for your consideration. Even if your plan is Early Egress and you intend to avoid confrontation, you should still be mentally prepared to defend yourself if forced to. Once committed, be fierce. You may want to consider a self-defense training course, so you have a few basic defense skills that you have confidence in. As you assess your self-defense strategy, use critical thinking, conduct your analysis, weigh the consequences, make a decision and then prepare. Be ready.

b. Prepare your home for two weeks of self-reliance/isolation

i. In your research you will find a wide variety of advice on preparing your home for an emergency. Much of the information you will find is for extreme survival scenarios and does not apply for your planning. We focus on a common sense approach; remember that perfection is the enemy of good enough. Our plan is rational and simple. It can be tailored to your current family situation and pattern of life. We encourage you to get your home prepared at a basic and affordable level, you can always improve it later as changes occur to your family situation, the insurgent strategy or if your Action Plan changes.

ii. Although you can find various recommendations for the length of time to prep your home, we recommend two weeks. The Red Cross recently updated its recommendation to a 3-day supply for evacuations (in your car) and a 2-week supply for your home. In reality the systems and supplies at the community and regional level can quickly be overwhelmed and it takes time for them to resupply. Recent riots followed by the seizure of urban terrain created power outages and food shortages for many. Our analysis tells us that two weeks is reasonable, easy to accomplish, does not take much space, and is not overly expensive.

iii. Below is a basic list of prep items for your house or apartment. There are many such lists you can find online on in survival books. This list covers the essential home preparation items that you should store for basic preparation. If you do not have the ability to procure each item, try your best to pack at least one item from that category.

Water - This is likely the most important item, do not skimp.

- ☐ 15 gallons of potable water per person (1 gallon per day).
- ☐ Water filtration device or system (home based or portable)
- ☐ Water treatment tablets (2 week supply - iodine or chlorine tabs)

Food

- ☐ 23,000 calories per person for the 2-week period (1,500 calories per day) of shelf-stable food that's ready to eat or only needs boiling water to make.
 - o You can order packages of freeze-dried food for this purpose, or do it yourself. Some people follow the adage, "Store what you eat and eat what you store," while others prefer the ease of pre-packaged foods.
- ☐ Can opener
- ☐ Specialty foods for small children or infants

Fire

- ☐ Lighters, matches, backup fire starters, and fire starter cubes or fatwood for building fires quickly.
- ☐ If you have a wood burning fireplace or woodstove, keep an emergency stack of wood.
- ☐ At least two fire extinguishers. Check the operating indicator twice a year to ensure it is in the operable range or position.

Light

- ☐ Flashlights (lithium batteries if possible & LED bulbs) – At least 3 flashlights
- ☐ Headlamp (LED)
- ☐ Candles
- ☐ Lantern (battery or fuel)

Heating & Cooling

- ☐ Indoor-safe heater
- ☐ Sleeping bags (rated for your location/weather), or extra blankets
- ☐ Fans - Solar powered fan if practical for your location

Shelter

- ☐ A tarp for emergency shelter, plugging holes in the house, and clearing glass and debris
- ☐ 100 feet of cord
- ☐ Bungee cords

Hygiene

- ☐ Hand sanitizers
- ☐ Wet wipes
- ☐ Camp soap
- ☐ Toilet paper
- ☐ Large (55 gallon) contractor garbage bags.

First Aid and Personal Protection

- ☐ First aid Kit (see our recommended list of home medical supplies in Medical Paragraph)
- ☐ Required medications (replace expired medications)
- ☐ Face masks (N95/P100 or better), or Respirator (with filter cartridges); if you live in a multi-story building consider full face respirator or escape hood
- ☐ Work gloves and PPE gloves
- ☐ Insect Repellent
- ☐ Sun Screen
- ☐ Lip Balm (with sunscreen)

Pet Supplies (if needed)

- ☐ Pet food (2-week supply)
- ☐ Medicine
- ☐ Misc. supplies for two weeks

Communications

- ☐ Ideally, you should have two radios, but if you cannot afford it, begin with the first one – An emergency radio receiver with hand-crank and solar recharge for receiving information
- ☐ A portable transceiver or ham radio for communicating (refer to Communications Paragraph).

Power

- ☐ Spare batteries
- ☐ Spare rechargers for your devices
- ☐ Solar power source
- ☐ Consider a portable or whole-house generator (with sufficient fuel)

Tools & Misc. Supplies

- ☐ Shovel, army style entrenching/E-Tool, or survival axe/hatchet
- ☐ Work gloves
- ☐ Emergency Gas/Water Shut-Off Tool
- ☐ Zip ties
- ☐ Duct tape
- ☐ 200 feet of cord (in addition to the tarp cord)

Self-Defense - Refer to the paragraph on Self-Defense. Note: The use of lethal self-defense measures is a personal choice. Ensure you fully understand the state and local laws, permitting requirements and ramifications of lethal self-defense and firearms.

- ☐ Appropriate Firearm (Handgun, Shotgun or Rifle & Ammunition)
- ☐ Non-Lethal Weapon (Pepper Spray, Pepper Gun, Stun Gun, Bean Bag Gun, Taser)
- ☐ Guard Dog (If you own one)

Documents & Emergency Information

- ☐ Copy of deeds/titles, insurance policies, birth certificates, passports, driver's license, government ID cards, maps, pictures of family members, etc. in both physical and USB thumb drive forms
- ☐ Consider a fire/water rated home safe
- ☐ Go "Old School" and write down important contact numbers (police, sheriff, neighborhood watch) emails, emergency radio frequencies etc.
- ☐ Write down the address for a primary hospital and at least two nearby clinics and pharmacies.
- ☐ Store info in zip lock baggies or laminate (one for each family member)
- ☐ Also store this information on everyone's phone, but be prepared for cellular network outages and phone power issues

Cash

- ☐ Store a reasonable amount of cash (small bills) for you and family members for emergency supplies for this 2-week period. This depends on your situation.
- ☐ Several rolls of coins for vending machine access

Mental Health

- ☐ Plan for intermittent or no power – books, board games, puzzles
- ☐ Notebooks, journals, writing pad & pen/pencil, etc

c. Prepare a “bug-out-bag” to depart your home in an emergency. When you build your Action Plan, this is one of your contingencies. Have a plan for where you would go if forced to leave your home – one location if mobile and one location if on foot. This may change as the situation changes, but you will have an initial location to prepare for.

i. A bug-out-bag (BOB) is a portable bag loaded with a three-day supply of essential survival items. There should be a separate bag for each adult and each child capable of carrying a bag. We recommend you first gather the items that will go into each bag and then procure the right sized bag.

ii. A durable backpack is ideal for a BOB. You can repurpose an old pack that you have, as long as it is rugged enough to handle the weight and rigors of hiking. Yes, hiking. Although you may depart via car, motorcycle, or bicycle, your planning should consider the possible contingency of movement on foot. If you plan to purchase a new BOB, there are plenty of options and guidelines online. In Chapter 5 we list some recommendations for your consideration.

iii. Use the right sized bag. Every soldier knows that the bigger your rucksack is, the more things (and weight) you can shove into it. So, if shopping for a bag, pay close attention to the size and weight guidelines provided by the manufacturer. Also, be realistic when it comes to how much weight you are prepared to carry in your BOB. When you pack, you will need to be judicious and prioritize essentials. When possible choose lighter weight gear/food; you will appreciate this decision if you have to move on foot. Every ounce counts – be disciplined. If it is critical it gets packed, if not - dump it. Small, lightweight gear is usually more expensive, so you will likely have to make trade-offs when procuring items for your BOB.

iv. Place all your items in your BOB taking into consideration weight distribution (heavy items on the bottom, lighter items on top). Put it on a walk around the yard and up and down stairs. Check for fit, comfort, and weight.

v. For some categories of items (water, fire, light) we urge redundancy. These areas are so important that you must have a Primary, an Alternate, and a Contingency. There is an old survival saying, “Where there are two, there’s one. Where there’s one, there’s none.”

vi. Know where items are packed in your BOB so in times of stress or low-visibility you will be able to easily locate them.

vii. Begin basic, keeping cost low and get your bag together. You can always improve it later. And remember – perfection is the enemy of good enough.

viii. There are many different ways to go about configuring a BOB and much good guidance can be found online and in survival books. There is even a Bug Out Bag Academy online. There is also a lot of craziness out there, and proponents would have you building a BOB forever, with a different BOB for every conceivable situation. Here, we focus on a simple system, you can get exotic later.

ix. Below is a basic list of items required for three days away from your residence.

Water

- ☐ Drinking Water (3 Liters per Person)
- ☐ Collapsible Water Bottle
- ☐ Hard Water Bottle, Metal Water Bottle or Canteen
- ☐ Water Filters / Purification Systems (Consider Lifestraw)
- ☐ Water Purification Tablets

Food

- ☐ Protein / Energy Bars (Qty 6)
- ☐ Meals Ready to Eat (MREs) / Dehydrated Meals (Qty 3)
- ☐ Portable Can Opener (Consider Military P-38)
- ☐ Metal Cooking Pot
- ☐ Metal Cup
- ☐ Pot Scrubber
- ☐ Portable Stove
- ☐ Stove Fuel
- ☐ Spork (Spoon/Fork)

Shelter

- ☐ Tarp or Tent
- ☐ Sleeping Bag/Blanket/Poncho Liner (location/weather dependant)
- ☐ Ground Pad

Fire

- ☐ Fire Starters (3 sources – Primary, Alternate, Contingency)
- ☐ Tinder, starting cubes or fatwood (3 sources)

Light

- ☐ LED Headlamp
- ☐ Mini LED Light (key chain size)
- ☐ Small handheld flashlight/tactical light
- ☐ Light Glowstick/Chemical Light
- ☐ Candles
- ☐ Extra Batteries (flashlights with lithium batteries where possible)

Tools & Misc. Supplies

- ☐ Multi-tool (Gerber, Leatherman etc.)
- ☐ Survival knife
- ☐ Survival axe, E-Tool, or Machete
- ☐ Cord – 50 feet (Consider Military 550 Parachute Cord)
- ☐ Duct Tape – 25 feet
- ☐ 55 Gal. Contractor Garbage Bag (Qty 2)

Hygiene

- ☐ Wet Napkins
- ☐ Hand Sanitizer
- ☐ Camp Soap
- ☐ Small rugged mirror (Hygiene/Signal)
- ☐ Small Camp Towel
- ☐ Travel Toilet Paper
- ☐ Travel Size Toothbrush & Toothpaste
- ☐ Other Personal Hygiene Necessities
- ☐ If you have an infant, plan accordingly (diapers, creams, nourishment, protection, medication)

First Aid & Personal Protection - Refer to the Medical Paragraph. Note: Most first aid kits sold online are not very useful for this purpose. It may be better to build your own. In Chapter 5 we identify some of the better kits for your consideration.

- ☐ First aid kit (adventure med kit, Mountain Series)
- ☐ 3-Day supply of required medications (avoid expired medications)
- ☐ Insect Repellent
- ☐ Sun Screen
- ☐ Lip Balm (with sunscreen)
- ☐ Sunglasses
- ☐ Face masks (N95/P100 or better), or Respirator (with filter cartridges); if you live in a multi-story building consider full face respirator or escape hood
- ☐ Work gloves & PPE gloves
- ☐ Neck & Face Gator/Buf
- ☐ Hat with Brim
- ☐ Cotton Bandana
- ☐ Mylar Survival Blanket

Communications - Refer to the Communications Paragraph.

- ☐ Cell Phone
- ☐ Small Emergency Radio with Hand Crank or solar power
- ☐ Portable transceiver
- ☐ Crank Power Charger and/or portable solar panel
- ☐ Lithium Ion (Li-Ion) Battery Pack
- ☐ Emergency whistle

Navigation & Travel

- ☐ Compass
- ☐ Local Area Map
- ☐ Small handheld GPS (Consider GPS with built in walkie talkie)
- ☐ Emergency Cash (Small Bills & Some Quarters)
- ☐ Small Note Pad / Pencil

Self-Defense - Refer to Paragraph on Self-Defense. Note: The use of lethal self-defense measures is a personal choice.

Ensure you fully understand the state and local laws, permitting requirements and ramifications of lethal self-defense and firearms.

- ☐ Easy Carry/Wear Firearm (Handgun & Ammunition)
- ☐ Non-Lethal Weapon (Pepper Spray, Stun Gun, Taser)
- ☐ Guard Dog (If you have one)

Clothing

- ☐ Waterproof or “dry” bag(s) for your clothing
- ☐ One change of clothing (active wear)
- ☐ 2 pair of extra socks
- ☐ Compact, compressible rain gear
- ☐ Seasonal Adjustments - Cold weather (base, mid, outer layers/shell)

Documents & Emergency Info

- ☐ USB Thumb Drive with digital copy of deeds/titles, insurance policies, birth certificates, passports, driver's license, Government ID cards, maps, pictures of family members etc.
- ☐ Bring original copy of driver's license and passport (pack/hide in separate locations in case of theft).
- ☐ Points of contact for emergency contact, address and route information (stored in zip-lock bag or laminated)

d. Prepare for emergency situations that occur while away from home or separated from family. There may be instances when you and other family members cannot make it home, or had to egress the home before other family arrived home. In such cases, you'll need to plan for a safe location to meet up. Make a plan for picking up children if they are school or an activity. The cellular network may be down, so build your plan with effective and efficient communications for such cases (refer to the Communications Paragraph).

- It does not make sense to keep a heavy BOB with you at all times, the BOB is for your residence. The solution is to do a little preparation and keep the right kinds of supplies where they naturally fit within your pattern of life.

- Prepare a **Get Home Bag (GHB)** that you keep in your vehicle trunk, work locker, office, or other safe location that fits into your daily pattern. A GHB is designed to help you deal with emergencies enroute to your primary defensive location - your residence.

- A GHB also serves as your only source of supplies if the nature of the emergency means you can't (or shouldn't) try to get home. For example, if rioters are attacking and looting your city block, and it is not advisable to return to your residence.

- A GHB is similar to a BOB, but it is generally smaller, perhaps with fewer supplies and it is located outside of the home. You should use and modify the BOB checklist as a general guide on what goes into the GHB. The primary differences between a GHB and a BOB:

- o Car trunks get very hot in the summer, so avoid foods and medicines that melt at 100-150 degrees.

- o Only fill water containers approximately 85% of the way to allow for freezing water to expand in cold climates.

- i. Be thoughtful about **Every Day Carry (EDC)** items you keep with you during the day, on your person or in a daily-use pack, work briefcase or purse. Because these items are always close at hand, they can prove vitally important during an emergency when you

cannot immediately get to your GHB or BOB. Since you are constrained by space, be creative about where and how you carry items. A few items for you to consider for your EDC items:

- Phone
- Emergency Contact Information (on phone and small laminated card)
- Small Flashlight
- Pocket knife or multitool
- Lighter
- Mask/Respirator
- Li-Ion rechargeable battery pack
- Weatherproof notepad and pen
- Small self-defense weapon (small handgun, pepper spray, asp, stun gun etc.)

e. Action Plan – Emergency Operations Procedure

- Steady state: Monitor your reliable information sources on a regular basis to remain situationally aware. Look for early indicators of potential violence.
- When you become aware of insurgent activities, or protests in your area, you will increase the level of monitoring and vigilance.
- Communicate this information to your family and network. Continue to monitor for signs of violent action. If you spot any indicators, or get reliable information of violent action, report to your network, emergency contacts and authorities.
- Consolidate back at your residence and review Action Plan and Contingency Plans.
- If you receive and validate information that insurgent cadre have started violent action and it is in your area begin your emergency operations:
 - **Early Egress Profile** – Action initiated when violent activity crosses your trigger point (insurgents breach the security radius you established during planning).
 - **Safe Room Profile** – Action initiated when violent activity crosses your trigger point (intruders enter your yard and appear likely to attack house).

- Dynamic Defense Profile - Action initiated when violent activity crosses your trigger point (intruders enter your yard and start to attack house).
- vi. As soon as you make the decision to initiate defensive action, communicate this to your family, network and call emergency contacts/authorities for assistance.
- vii. Conduct the primary plan of your emergency operation procedures.
- viii. If needed, execute your contingency plans.
- ix. Keep your network, police and emergency contacts informed of your situation and next steps.
- x. Render aid as needed, and stay hydrated during operations. Be decisive.
- xi. After the situation is resolved, communicate your status to appropriate authorities and network.
- xii. Restock your supplies as soon as possible.
- xiii. Conduct an after-action review with your family and make appropriate adjustments to your plan. Involve your children, they can be tough critics, which will improve your family's Action Plan.
- xiv. Check the mental health status of you and your family. Seek counseling if needed.

f. Be Prepared When the Calvary Arrives.

- i. It can be dangerous to your health to be holding a weapon when the police arrive. They are taught to identify and neutralize all threat before rendering assistance. Whether in your home or on the street, when you encounter a police officer, ensure you remain calm, show respect and show your hands.
- ii. If you are holding a weapon or have a concealed weapon on you, be even more calm. Inform the officer and tell him/her that you are armed and have a permit to carry. Follow instructions slowly and carefully.
- iii. If you encounter any armed security forces, self-defense groups or militia at home or on the street, be cautious. Every situation is different, but a few basic rules apply in most scenarios. The first rule is "Do I really need to meet with them, at this place, at this time?" If not, then leave. Second, observe them from a distance to assess their intentions. If you do not like it, leave. Third, if you must interact, do so from a distance and from a location that provides you egress. Be calm, be respectful; do not let ego interfere. If available, have a buddy act as a spotter for signs of aggression. If you do not like what they say, tell them you are leaving, and leave. The final rule is to follow the first rule. It is much better for your health.

g. Be prepared when you are on the street.

- i. There has been a recent increase in physical abuse and harassment by groups of insurgents. They have accosted people while eating at restaurants or while in their cars at stop lights. In some cases, the resistance members have set up temporary roadblocks.
- ii. Remain situationally aware of your surroundings. If you see something that does not look right, or that may be dangerous try to avoid it. You must assess the situation if you are approached and make a decision. At public venues, you may be able to ignore them, especially if it is a small group and they do not pose a physical threat. In all cases be looking for egress options.
- iii. If you are in your car, do not get out unless you have no other choice. Your car offers reasonable safety and quick egress.
- iv. The purpose of such attacks is to spread fear, force compliance and gain video footage for media exploitation. If you remain calm, do not engage, or remove yourself from the situation - you rob them of their goal.
- v. Stay vigilant, and if you are physically attacked be prepared to defend yourself.

4. Logistics. Gather the resources and equipment you will need to support your Action Plan and most likely contingencies. Follow the old adage, “Perfect is the enemy of good.” Your gear and supplies do not need to be perfect or expensive, just good enough.

- a. As you gather supplies, keep in mind that it is very likely you will experience power and water outages, which could be lengthy.
- b. If the emergency lasts for an extended period and availability of essential items, food and commodities becomes scarce, you may see Grey Markets appear. These unauthorized distribution channels offer products at inflated prices and often sell fake or inferior items. Besides food and commodities, medicines are another item commonly seen on Grey Markets. Talk to your doctor about the feasibility of having a small emergency stock of your usual medications or non-narcotic substitutes. This stock can be rotated with fresh prescriptions so they do not expire. Thoughtful preparation will help you avoid reliance on Grey Markets.
- c. Periodically review and adjust your packed items based on seasonal changes, food expiration dates or shelf life of some products. We recommend that you inspect and adjust your packed items at least every six months. One efficient way to do this is a Fall Inspection to add winter items, and a Spring Inspection to remove winter items. During this inspection check expiration dates. If you store water in containers that you have filled, use this inspection period to flush, clean and refill your resealable containers so the water remains fresh and potable.
- d. You should also review the effectiveness and efficiency of your emergency prep items. For example, the NAIS tactics can periodically change and this may necessitate a different approach or different protective gear. In other cases, there may be an industry innovation or a new piece of emergency equipment that you might want to consider.
- e. Conduct thorough research before making any purchases. There are a few disreputable companies out there, so conduct your due diligence. In Chapter 5

we provide some resources and online providers for your consideration.

5. Communications. Develop your Action Plan with the idea that the cellular network will be down or that there will be a power outage. Be prepared for your cell phone not working or working for a very short period of time. Build your plan to have alternate communications – technical and non-technical. Your communications plan should ideally be designed to serve four purposes:

- To request help from emergency organizations
- To report violent and potentially dangerous activity that you witness
- To communicate within your family/network for updates, coordinate mutual response and overwatch
- To receive information from news and weather organizations

Consider the following factors when building your communications plan:

- Conserve cell phone battery power (there’s an app for that). When you do speak, be short, concise and get off the air.
- In addition to technical communications, you should also make a non-technical communications plan that is suited for your location and situation. For example, “if a crisis occurs and we cannot communicate via phone or radio, then we will meet at the house. If you have to leave the house, write a note and paste it to the refrigerator. Then we will all know you went to the alternate safe-location.” You can employ other signals such as a hair band on the door knob, a chalk mark, or the flower pot upside down. Just make sure your marking device is readily available, and keep it simple.
- Your cell phone or landline (if you still have one) is your primary communications device. If you have a smart phone this can be dual purpose to communicate and receive news and weather information.
- Consider using tracking software on your phone, so that each family member can know where the other is in an emergency. This type of information may get through even if the cellular network is degraded, and voice communications is unreliable.
- We recommend you use an emergency radio (receiver) that will serve as your alternate information source. Look for a radio that is preprogrammed with

NOAA frequencies and can be powered by electric and battery, and recharged by hand crank and solar.

- Adding a transceiver (transmit and receive) radio is an excellent way to add an alternate method of communications to your Action Plan. Additionally, it can serve as an information source, and with the right type of transceiver and antennae you can communicate thousands of miles as a HAM radio operator.

- o Amateur “Ham” radio
- o Citizen’s Band (CB)
- o Family Radio Service (FRS)
- o General Mobile Radio Service (GMRS)
- o Multi-Use Radio Service (MURS)

- Amateur “Ham” Radio – Good option if you are really into it.
 - o 1.8 – 1300 MHz with gaps in between. The widest range of frequency options.
 - o Ham radio is non-commercial, but still powerful with broad frequency bands.
 - o Ham Base stations can legally be up to 1,500 watts. A typical handheld Ham radio is 5-8 watts. There are fewer restrictions (if at all) on antennas, etc.
- Citizens Band (CB) – Old School Option.
 - o 26 – 27 MHz (HF), 11 meter band, 40 channels.
 - o CB radio use has declined in recent years, but is still used by some radio clubs and truckers.
 - o This is not an ideal choice for your action plan, but you should be aware of it in case you run across it in an emergency.
- Family Radio Service (FRS) – Inexpensive Option.
 - o 462 – 467 MHz (UHF), 22 channels
 - o The FRS radios are hand held walkie-talkies. They do not require a license. You see them sold as inexpensive “bubble pack” paired radios in big block stores.
 - o They have limited range (usually under a mile) and limited application, but could fit into your plan as an alternate communications device.
- General Mobile Radio Service (GMRS) – Best option for handheld and mobile.
 - o GMRS uses similar frequencies as FRS, but is more powerful.
 - o Requires a license (approximately \$85), but there is no test involved.
 - o GMRS could operate with up to 50 watts of power, although most products are still 3-5 watts.
- Multi-Use Radio Service (MURS) – Specialty Application.
 - o 151 – 154 MHz (VHF), 5 channels
 - o It is not widely used as a transceiver, because power is limited to 2 watts.
 - o However, recent products built on MURS architecture, like the goTenna device make it worth considering. This pairs with your phone to send short text messages without the cell network. The goTenna and similar products transmit over MURS to other nearby goTennas, creating a peer-to-peer radio network.

- In the US, the FCC sets aside blocks of radio frequencies for civilians to communicate with each other. Different blocks of frequencies have different names, rules, and benefits and drawbacks. We provide a list of online sources of information regarding radio choices in Chapter 5. Below is a short overview of relevant options:

6. Medical. Your preparation should include first aid equipment and an understanding of how to administer basic medical assistance in an emergency. In Chapter 5 we provide some proven resources for your consideration. We consulted with former U.S. Army Special Forces medics and EMS certified paramedics for our recommendations.

- IFAK. Assemble an Individual First Aid Kit (IFAK). Most of the first aid kits you see in stores or can buy online are not well suited for emergency trauma situations. They are glorified “boo-boo” kits designed for your basic scrapes and cuts.
 - o The best IFAKs are individually assembled because you know what you are putting in the kit and why.
 - o An IFAK can be tailored to your level of skill and cover the most likely trauma situations.
 - o There are a small handful of pre-packaged IFAKs that are worth considering and you can refer to them in Chapter 5.
 - o You will likely want to have more than one IFAK. Put a comprehensive one in your house, a smaller one in your car, BOB or GHB.
- Training. If you are not a trained medic, or it has been a while since you had any first aid instruction, we recommend you get some training. You can get free, or very low-cost training through national resources like the Red Cross or Community Emergency Response Team (CERT) in your local area. Additionally, for a fee, you can receive very excellent trauma training from online providers. Refer to Chapter 5 for these trauma training companies.

7. Prepare Family Members and Rehearse. Educate yourself and family members on your new equipment, vital skills and emergency procedures. Practice the skills, techniques and procedures. Prepare family members - assign duties and responsibilities so all are involved. Everyone can be part of helping to prepare for emergencies. Young children and teens alike can be a part of the process. As a parent, guardian, or other family member, you have an important role to play when it comes to protecting the children in your life and helping them be prepared. They will be less likely to feel worried and overwhelmed if you keep them informed, give them responsibilities, and assign them tasks. Learning about insurgent violence and how to respond actually helps children gain a sense of understanding and control so they are equipped to respond more quickly, effectively and safely in a crisis. Special consideration must be made in your Action Plan for older adults and family members with disabilities. In this case, you likely need to plan for an earlier egress, or to have an earlier trigger to move to a safe room. A Dynamic Defense is not advisable if you are responsible for an older adult or a family member with a disability.

8. Review and Re-Assess. Preparation is an ongoing effort. As the situation changes, modify your Action Plan. For example, has your level of risk changed based on a changed dynamic in your pattern of life, or in response to a new insurgent tactic? Through a process of periodic review, assessment and adjustment you can help ensure that you and your family are prepared to respond to insurgent driven violence. Be ready – Do not become a victim.

CHAPTER 4: HOW CAN I HELP?

A Call to Action

Citizen-Patriots this is your call to action. Not since the Civil War has our nation seen such high levels of subversive activity and insurgent direct-action violence. The NAIS has the initiative and is gaining ground. The Republic is under attack and our form of government, our freedom, is in harm's way. What will you do to help in her time of need?

This chapter describes a variety of ways that you join the fight and help defend the Republic against NAIS, those that support them, treasonous elected officials, and interfering foreign actors. We discuss steps you can take from voting to volunteering that will help direct your energy and talent toward preserving our way of life in the United States of America.

VOTE - Fight Back with Your Vote

Voting is not just a civic duty, but it is the single most important action you, as a citizen, can take to change the march to socialism. We need every vote; each vote is as precious as life blood. This election could be the tightest race ever. It will likely be marred by riots and contention. During such a national crisis, voting is not optional.

State and local races are more important now than they have ever been. Cities and towns with the highest levels of insurgent activity and violence, in almost all cases, are run by elected officials from the Democratic Party. They seem unable to establish policies or execute strategies that keep their constituents safe. Much the opposite, these officials in the center of the maelstrom are feckless; rather than stand strong with the local police they shrink. They are often co-opted by the resistance coalition, calling for police defunding, ordering the police to stand down, and refusing federal assistance at the peak of violence. The ramifications of their poor performance, and in some cases, dereliction of duty, has been staggering. The loss of life and injuries directly attributable to these weak leaders has not yet been calculated, for it is still climbing. The cost of property damage to homes, businesses, public and government facilities may be incalculable.

"Should I keep back my opinions at such a time, through fear of giving offense, I should consider myself as guilty of treason toward my country, and of an act of disloyalty toward the Majesty of Heaven, which I revere above all earthly kings."

~ Patrick Henry

The far leftist mayors, council members and supervisors must go. The next election cycle presents an excellent opportunity to do so.

Reach out to your family, friends and like-minded members of your extended network and influence them, convince them to vote. If you are able, help organize them to vote. Establish phone and email trees, ride shares and transportation for those needing assistance. In short, mobilize your voting team for the election.

Election Day Disruptions – Be Prepared

Anticipate and prepare for election day protests, harassment, disruptions and potential violence. Discuss this with your family, friends and network. If you are mentally prepared for levels of agitation and take prudent planning steps for election day, then you will be ready and resolved to arrive, pass by protestors, avoid violence and safely vote. Know your voting precinct location. If this is your first time there, scout it out for parking, public transportation and walking routes. Follow the news for indication of violence or protests on election day (or early voting days) – know your surroundings and stay informed.

Plan to vote early if possible, and vote early in the day. Incidents of voting harassment or heated protests near polling sites traditionally occur during the hours of darkness. Consider bringing a friend or small group with you to vote if you are concerned. A voting buddy team will provide internal strength and external vigilance.

If faced with a protest or agitators, assess the situation. Look for signs of violence. If there are no signs of violence, then do not be intimidated. Avoid verbal engagement or direct confrontation with protestors or agitators; arrive, enter, vote and leave directly.

Your job is not to start a counter-protest.... Your job is to vote. So, vote and leave. If you see signs of violence take prudent action to remain safe. You may wish to vote at another time or at another location in your precinct (if permitted). Identify police nearby, escape routes and as always, be prepared to protect yourself if attacked. If you see signs of violence, harassment or intimidation, quickly report it to police and your local party representative.

Help Protect the Integrity of our Election System

Each voting precinct has election day poll workers and/or election observers. To help protect the integrity of our election system you might consider volunteering, especially in what is expected to be a hotly contested race. States and municipalities have different rules, requirements, training, and in some cases, minor compensation for election poll workers. If you want to volunteer, plan ahead, because you cannot show up and volunteer on the day of election. Do your research and contact your state's Supervisor/Board of Elections to determine the process to become an election day poll worker. In some places the local political party may nominate or place poll workers. Do your homework and get involved to help ensure fair elections.

Grass Roots Political Activism

To effectively fight the resistance movement, we must have political strength. If we are to win at the local, state and national level, we need an army of volunteers to support good candidates. This is true at all levels. Consider donating your time and expertise to support political campaigns. There are a myriad of ways to volunteer and types of tasks required on a campaign and many can be accomplished from your own residence.

Do Not Be Cancelled – Do Not Be Compliant

The primary target of all insurgent groups and resistance movements is the population. They desire to seduce and recruit segments of the population so they fill their ranks with protestors, rioters or voters. If you cannot be seduced then the resistance movement will attempt to scare, silence or subdue you. A new term for this is “cancelling.” Be aware, and do not let yourself be cancelled.

Find your voice and communicate a message of freedom. Conduct your own information and influence operations. Stay active on your social media platforms despite the cancel culture. Consider setting up regular or rolling calls, chats, video conferences etc. to keep your network engaged. This type of grass roots organization and activism has not been the hallmark of conservatives in the past, but needs to become a primary tactic if we are to protect the Republic.

Maintain Your Situational Awareness

In Chapter 4 we described the importance of situational awareness as it relates to your self-protection. In this section we describe the benefits of a regional/national situational awareness as it relates to decision making and advocacy of positions. Increasing the range of your situational awareness will help you become proactive rather than reactive.

If you stay informed with accurate information, you can plan for upcoming events, make well informed decisions, select the best political candidates, support anti-insurgency programs, and help your family and community do the same. Stay informed with uncensored material. To do this, use multiple sources and modalities of information, and conduct your own analysis of news, data, evidence, opinion and propaganda.

Be aware that **most social media platforms have been weaponized** – they provide favorable messaging for the insurgent groups and Democratic Party, while censoring those with whom they disagree. Many of these platforms and news outlets shape news stories to dispense their view, deliver propaganda supporting the resistance coalition, and employ algorithm-developed information designed to change your mind.

Remain vigilant in your pursuit of the truth, using research, critical thinking and analysis. Get your information from multiple sources and read both sides of issues. Understand and sort the actual data - the evidence from the opinion, the message, the political narrative and the insurgent propaganda.

Positive Messaging to Public Officials, First Responders & Hospital Workers

Police, firefighters, and those public officials and government workers trying to do the right thing can become discouraged and lose morale during such prolonged periods of protest and rioting. Reach out to your local officials and let them know you support them and appreciate their sacrifice. Motivate them to continue to do the right thing – to support freedom and protect the local community. Call, write, email, post online, or provide small offerings like food or drink donations to the local fire department. These small gestures can make a big impact – they are part of your community - make sure they know it.

Influence Officials

If you are in a community with a co-opted leftist mayor, local official(s), government worker(s) let them know you are displeased. Communicate your dissatisfaction; better yet, organize writing and posting campaigns so they understand how they are breaking with their constituency. Do not harass or intimidate – those are tactics of the insurgency. Instead, use rational and professional language to inform them that you believe they have violated their oath of office, or are derelict in their duty.

Communicate with, and lobby, state and national leaders and lawmakers. Find your voice and do not be cancelled! Give them your opinion and provide them with information. Write letters, send emails, make phone calls, post on social media. You can support your argument with information and analysis, or other freedom-loving organizations (see listing in Chapter 5).

Strengthen Community Ties

Local communities are under pressure and stress during this national crises. Our local institutions, religious, cultural, family clubs, fraternal organizations, entertainment and sports systems have been damaged by both the pandemic and the resistance coalition. Consider ways that you might support and strengthen one or more of these community programs.

Do not be cowed, do not be cancelled; proudly live your life in your community and help others do the same.

Donate

If you have the means, you may wish to donate to help the cause of freedom. If so, there are many good organizations that are fighting the current resistance movement and helping to protect the Republic. Many rely on donations to survive and operate. We have listed some of them Chapter 5 – Resources.

Active Participation

Direct volunteerism in active organizations can be a rewarding way to help the community, help those in need and in some cases, protect or save lives. There are many excellent choices where you can put your time, expertise and hard work to good use. Some of the noteworthy organizations that you may wish to consider are listed below:

- American Red Cross
- Voluntary Organizations Active in Disaster
- Medical Reserve Corps
- Neighborhood Watch & Volunteers in Police Service
- Fire Corps
- Civil Air Patrol
- American Radio Relay League
- Meals on Wheels Association of America

We highlight two organizations where your contributions can be part of crisis/emergency response, early warning and/or law enforcement support. The first is a mature well-developed organization, while the second is a burgeoning program with fewer access points.

- Community Emergency Response Teams (CERT)
- The Sheriff's Auxiliary Volunteers (SAV)

Community Emergency Response Teams (CERT)

The CERT concept was developed and implemented by the Los Angeles City Fire Department in 1985. The inspiration for this concept was the Whittier Narrows earthquake, which underscored the area-wide threat of a major disaster. It highlighted the lack of available resources and emergency response personnel available and able to quickly respond to a crisis situation. This disaster confirmed the need for training civilians to assist in emergency situations.

CERT became a national program in 1993. There are now CERT programs in all 50 states, including many tribal nations and U.S. territories. Each is unique to its community and all are essential to building a Culture of Preparedness in the United States. There are over 2,700 local CERT programs nationwide and more than 600,000 people have trained since CERT became a national program under the FEMA umbrella. There are also CERT programs for teenagers, on college campuses, and at the workplace.

CERTs help to educate citizens about disaster preparedness for hazards that may impact your community, and train them in basic disaster and emergency response skills. They are composed of citizen volunteers who actively participate in classroom exercises to learn critical emergency response skills needed to help their community following a disaster, emergency or terrorist activity, when professional responders are not immediately available.

Properly trained CERT members can serve as extensions of professional emergency teams, giving critical support to first responders, providing immediate assistance to victims, organizing spontaneous volunteers at a disaster or emergency site, and helping with non-emergency projects that improve the safety of the community. A trained team of professional first responders, normally firefighters or police officers, who are certified FEMA CERT instructors, conduct the training. There are online preparatory courses you can take to prepare for the classroom training. The course includes lecture, hands-on training, and simulated disaster exercises.

In its current form, the CERT program's primary focus is on disaster response and leans heavily to search, rescue and first aid. Recently, other emergency types have been included such as terrorist activity. However, this remains a low priority representing only a small portion of the program's training and exercise activities. We recommend an expansion of the CERT program to aid first responders with current crisis modes like protests and riots. CERT members could provide backside support, resupply, first aid, and early warning for police and firefighters responding to protests and riots.

Sheriff's Auxiliary Volunteers

An old program from our frontier history, that has been dusted off, renamed and restructured for today's problems, is the Sheriff's Auxiliary Volunteers (SAV). Once upon a time the Sheriff would temporarily deputize citizens to assist with law enforcement duties or organize a posse for fugitive apprehension. Though not used in the same manner today, many sheriffs retain authorities to utilize civilian volunteers for increased manpower support for a variety of applications. Trained civilians can serve as a force multiplier for the sheriff.

One factor that makes these programs so interesting, and why they have so much potential to counter NAIS activity, is because of the remarkable independence that so many sheriffs have. As county officials, most sheriffs do not report to, and cannot be controlled by the local mayor. Today, when many mayors have been scared or co-opted by the resistance movement, the sheriff may be the only official in the area free to exercise law enforcement.

The modern variation of a sheriff's posse is starting to take hold in a few counties in the country. It goes by different names in various localities. For instance, in Arizona's Pima County it is called the Sheriff's Auxiliary Volunteers, while in Pinal County it is called a Sheriff's Citizen Posse. In still other counties, such as Los Angeles County in California and Muscatine County in Iowa, they are called Sheriff Volunteer Patrols. In all cases, training and background checks are required. The sheriff can then use the additional manpower to help with basic tasks and routine patrols, thereby enabling his deputy officers to

focus on more vital operations. Alternately, the sheriff may use the volunteer force to assist during emergencies.

We will highlight one of the country's most established SAVs - The Green Valley Sheriff's Auxiliary Volunteers. It has grown from a band of CB radio enthusiasts who helped the Sheriff with search operations and home visits into a highly trained group of volunteers who assist the Pima County Sheriff's Department in a wide range of services throughout Green Valley.

In 1978, the Pima County Sheriff's Department introduced the Citizen Bear to Green Valley. The Citizen Bear was then comprised of Green Valley volunteers who used Citizen Band radios for communication. Originally, the role of the Citizen Bear was limited to assisting in search and rescue operations and home visits.

The Citizen Bear program evolved over time into a new concept of volunteerism. This prompted an eventual name and organizational change (1981). It was formed as the Sheriff's Auxiliary Volunteers of the Green Valley District, or Green Valley SAV. It did not take long for the responsibilities of this volunteer organization to expand far beyond what was initially anticipated.

The types of activities that SAV members may conduct varies by locality, and can involve administrative, religious, intelligence, and operational tasks. The following list depicts the types of support being provided to county sheriffs:

Volunteers On Patrol - Volunteers work in volunteer vehicles in a volunteer uniform assisting in the field as additional eyes and ears in the community.

Mounted Volunteers - Volunteers that work alongside Posse Reserve Deputies who have ongoing training with their horse to provide safe and effective mounted observation patrol.

Search and Rescue Volunteers - Volunteers that work alongside Search and Rescue Reserve Deputies, which are highly trained and were formed to function as the Sheriff Department's official emergency response unit, providing services to residents who become stranded, lost, or injured in remote areas.

Sheriff's Explorer Program - A volunteer partnership between youths in our community and law enforcement. The explorers, between 16 and 20 years of age, receive training in an academy setting. They then participate in community affairs and non-hazardous law enforcement activities.

Clergy Program - Clergy members in the community who ride with the deputies and assist in dealing with human crisis.

Front Desk - Volunteers work the station front counter in a Volunteer Uniform to greet the public and provide station services.

Clerical - Volunteers work in the station secretariat and assist with filing of reports and work under the direction of the secretaries.

Additional SAV Roles - There are numerous other essential roles for sheriff volunteers:

Bike Patrol	SAV Front Desk
Business ID	SAV Training
Citizen Care	Special Events
Community Lock Boxes	Justice Court Bailiff
ERT Emergency Response Team	Neighborhood Watch
Fingerprinting	TeleCare Services
Home Security Checks	Vehicle Etching
Home Security Presentations	Crime Prevention Education
Scam Squad	

If your county does not yet have a sheriff volunteer program, we urge you to reach out to the sheriff and encourage him/her to consider establishing a program. Provide the sheriff with this section of the book and explain how establishing an SAV will be a force multiplier, emergency or otherwise.

Conclusion

If we do nothing when our Republic is under attack, then we abdicate our responsibility as citizens – as patriots. If we allow ourselves to be cancelled, to be silenced, to be scared, to be subdued and compliant, we fail in our duty to the Nation. If we do nothing, then we help the NAIS. This country is under attack from a determined collection of well-funded and politically supported revolutionary groups. They are growing in size, scope and intensity. They are waging an unconventional campaign of sedition against the United States of America.

*THE REPUBLIC IS IN DANGER.
GET INVOLVED - DO SOMETHING.*

CHAPTER 5: RESOURCES

The information in the Chapter is provided as reference for your consideration. Where we make reference to a specific piece of equipment or website, it should not be taken for a product endorsement. Rather, it is provided as an exemplar of the type of equipment available and to assist in your research. Due diligence is vital to ensure you get the resource, gear or supply item that best fits your requirement.

Sources of Information Not Part of the Main Stream Media -- Reporting and Analysis on the Insurgent Violence

- Unconstrained Analytics <https://unconstrainedanalytics.org/>.
- Stealth War Site, (China) <https://www.stealth-war.org/>.
- Town Hall <https://townhall.com/>.
- Daily Caller <https://dailycaller.com/>.
- Twitchy <https://twitchy.com/>.
- Doug Ross Larwyn's Linx <http://directorblue.blogspot.com/>.
- The Right Scoop <https://therightscoop.com/>.
- Breitbart <https://www.breitbart.com/>.
- The Blaze <https://www.theblaze.com/>.
- Hot Air <https://hotair.com/>.
- Police1 (police related news) <https://www.police1.com/police/news/>.
- National Review <https://www.nationalreview.com/>.
- Gateway Pundit <https://www.thegatewaypundit.com/>.
- The Judicial Watch <https://www.judicialwatch.org/>.
- Influence Watch <https://www.influencewatch.org/>.
- The Jamestown Foundation <https://jamestown.org/>.
- The Heritage Foundation <https://www.heritage.org/>.

Revolutionary Ideology Resources

- Bray, Mark (2017) *Antifa, The Anti-Fascist Handbook*. London, UK: Melville House Publishing.
- Engler, Paul & Lasoff, Sophie, *Resistance Guide, how to sustain the movement to win*. <http://thisisanuprising.org/>.
- Coalition to Defend Affirmative Action, Integration and Immigrant Rights and Fight for Equality by Any Means Necessary. <https://www.bamn.com/>.
- Dissent Magazine <https://www.dissentmagazine.org/>.
- Black Lives Matter Network. <https://blacklivesmatter.com/>.
- Redneck Revolt. <https://www.redneckrevolt.org/>.
- Engels, Friedrich & Marx, Karl (1848) *The Communist Manifesto*. Widely published.
- Zedong, Mao (Mao Tse-tung), (1964) *Quotations from Chairman Mao Tse-tung*. People's Liberation Army General Political Department. Widely published.

Reports

- Coughlin, Stephen & Higgins, Richard (2019) *Re-Remembering the Mis-Remembered Left: The Left's Strategy and Tactics To Transform America*, Version 1.2. <https://unconstrainedanalytics.org/>.
- New Jersey Office of Homeland Security Preparedness, Intelligence Note (June 2020) *HVEs to Continue Targeting Uniformed Officers*. <https://www.njhomelandsecurity.gov/>.
- Kavanagh, Jennifer & Rich, Michael D. (2018) *Truth Decay*. Rand Corporation.
- Van Dyke, Nella (2003) *Crossing Movement Boundaries: Factors that Facilitate Coalition Protest by American College Students, 1930-1990*. Berkeley, CA: Society for the Study of Social Problems, Inc, University of California Press.

Information for Emergency Preparation

- Reviews and Common-Sense Prepping – The Prepared <https://theprepared.com/>.
- DIY and Common-Sense Prepping – Prepared Housewives <http://prepared-housewives.com/>.
- Preparation Supplies Review <https://www.theprepperjournal.com/2014/02/26/preppers-list-of-supplies/>.
- Reviews of Food, Supplies, Gear <https://www.gearhungry.com/best-survival-food-kits/>.
- Prepacked Food, Supplies, Gear <https://beprepared.com/>.
- Prepacked Food, Supplies, Gear <https://www.survival-warehouse.com/>.
- Prepacked Food <https://valleyfoodstorage.com/>.
- Downloadable Guides and Publications <https://www.ready.gov/publications>.

Volunteer and Get-Involved Sites

- Defense Homeland Security (DHS) – Links to Citizen Corps and Related Volunteer Groups <https://www.dhs.gov/get-involved>.
- DHS – Information on spotting and reporting suspicious activity <https://www.dhs.gov/see-something-say-something>.
- Community Emergency Response Team (CERT) <https://www.ready.gov/cert>.
- Example Sheriff's Auxiliary Volunteer Organization <https://www.pimasheriff.org/careers/volunteer>.

Medical and First Aid

- Online Training and Setting up IFAK <https://www.crisis-medicine.com/>.
- Setting up IFAK <https://www.instructables.com/id/IFAK-Individual-First-Aid-Kit/>.
- Setting up IFAK and IFAK Bags <https://www.eod-gear.com/build-your-own-ifak/>.
- IFAK Bags <https://condoroutdoor.com/ma41-rip-away-emt-pouch.html>.
- Review of IFAKs <https://www.pewpewtactical.com/best-ifak-pouches-kits/>.
- Training Videos and Pre-packed IFAKs <https://www.mountainmanmedical.com/product-category/kits/>.
- Training Courses – American Red Cross <https://www.redcross.org/>.

Sample IFAK Packing List (From Crisis Medicine <https://www.crisis-medicine.com/>)

- ☐ Gloves
- ☐ Shears
- ☐ (2) military safety pins from military cravats
- ☐ Nasopharyngeal airway (NPA)s - one properly sized for each family member
- ☐ A single serving packet of water-soluble lubricating jelly for the NPAs – it just makes insertion easier
- ☐ (2) CAT tourniquets, taken out of the plastic wrap
- ☐ A small roll of 100-MPH tape/Duct Tape
- ☐ A vacuum-sealed bag containing:
 - ☐ (2) rolls of Kerlix 4.5 inches x 4.1 yards
 - ☐ (2) military cravats
- ☐ A military 4x7 Individual First Aid Dressing
- ☐ A 4-inch ETD / Israeli bandage
- ☐ A preplanned wooden windlass
- ☐ (2) rolls military or LEO Combat Gauze
- ☐ (2) 10-14 gauze 3.25-inch angiocaths
- ☐ A surgical airway kit consisting of:
 - ☐ Mosquito forceps
 - ☐ A cut down endotracheal tube (ETT), 6.5 mm
 - ☐ A disposable #10 scalpel
 - ☐ A length of gutted 550-cord to secure the ETT
- ☐ A 10-cc syringe
- ☐ A space blanket

Talking to Children about Trauma, Emergencies, Disaster

- From FEMA, Community Emergency Response. <https://www.ready.gov/kids>.
- Center for Disease Control and Prevention, *Helping Children Cope with Emergencies*. <https://www.cdc.gov/childrenindisasters/helping-children-cope.html>.
- Talking to Children about Disasters. <https://www.healthychildren.org/English/healthy-living/emotional-wellness/Pages/Talking-to-Children-about-Disasters.aspx>.
- Coping After Disaster and Trauma. <https://www.psychiatry.org/patients-families/coping-after-disaster-trauma>.

Communications Resources

- Federal Communications Commission (FCC) Regulations regarding handheld radio communications and licensing <https://www.fcc.gov/general-mobile-radio-service-gmrs>.
- Reviews of emergency radios and handheld transceivers <https://emergencyplanguide.org/>.
- Reviews and purchasing guides <https://www.purdylounge.com/best-gmrs-radios/>.
- Reviews and purchasing guides <https://www.digitaltrends.com/outdoors/best-walkie-talkies/>.
- Reviews and purchasing guides <https://www.marineapproved.com/best-two-way-radios-buying-guide/>.
- Choosing a radio and operating tips <https://www.rei.com/learn/expert-advice/twoway-radios.html>.



Unconstrained Analytics is a 501(c)3 dedicated to analysis of evidence unconstrained by preconceptions and biases. This includes thorough analysis of an enemy's threat doctrine unconstrained by bias, preconceptions and influence operations coming from the same.

UnconstrainedAnalytics.org

